

# STORAGE STATION

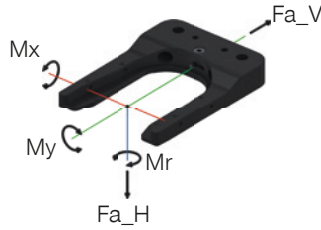
## AFWR1-63-A

### ▶ PRODUCT SPECIFICATIONS



#### ▶ Forces and moments

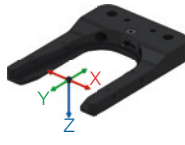
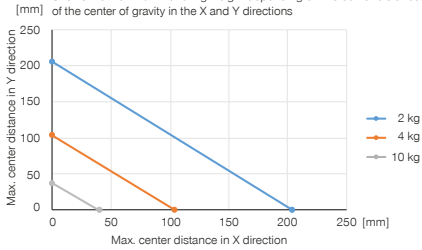
Shows static forces and torques that may have an effect on the storage station due to the loose part



Mr [Nm]	2
Mx [Nm]	4
My [Nm]	1.5
Fa_H [N]	100
Fa_V [N]	100

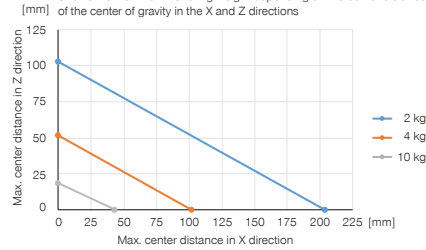
#### ▶ Horizontal design

Shows the maximum handling weight depending on the center distances of the center of gravity in the X and Y directions



#### ▶ Vertical design

Shows the maximum handling weight depending on the center distances of the center of gravity in the X and Z directions



### ▶ RECOMMENDED ACCESSORIES



#### SENSORS



**NJ5-E2SK-01**  
Inductive Proximity Switch Cable 0,3 m - Connector M8

**Order no.**

Compatible with installation size

Locking force [N]

Release force [N]

Weight [kg]

**Technical Data****AFWR1-63-A**

FWR63L-00-A

50

50

0.4

