

STORAGE STATION

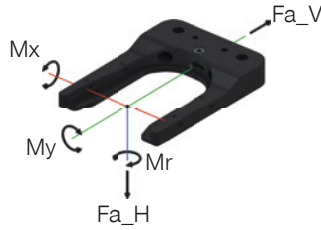
AFWR1-80-A

PRODUCT SPECIFICATIONS



Forces and moments

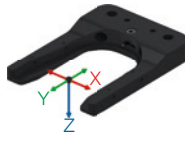
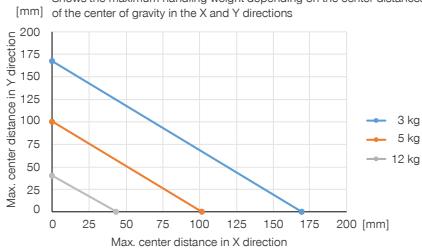
Shows static forces and torques that may have an effect on the storage station due to the loose part



Mr [Nm]	3
Mx [Nm]	5
My [Nm]	2
Fa_H [N]	120
Fa_V [N]	120

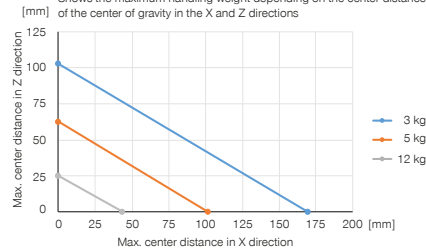
Horizontal design

Shows the maximum handling weight depending on the center distances of the center of gravity in the X and Y directions



Vertical design

Shows the maximum handling weight depending on the center distances of the center of gravity in the X and Z directions



RECOMMENDED ACCESSORIES



SENSORS



NJ5-E2SK-01
Inductive Proximity Switch Cable 0,3 m - Connector M8

Order no.

Compatible with installation size

Locking force [N]

Release force [N]

Weight [kg]

▶ Technical Data**AFWR1-80-A**

FWR80L-00-A

50

50

0.47

