

# STORAGE STATION

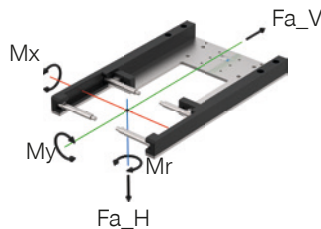
## ALSR1-40-B

### PRODUCT SPECIFICATIONS



#### Forces and moments

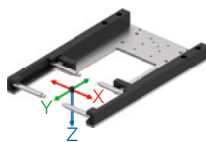
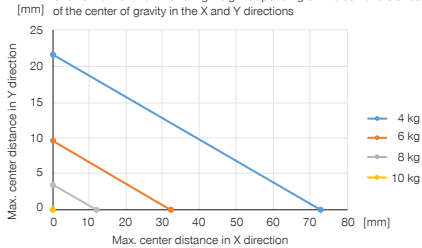
Shows static forces and torques that may have an effect on the storage station due to the loose part



Mr [Nm]	1
Mx [Nm]	1
My [Nm]	5
Fa_H [N]	100
Fa_V [N]	50

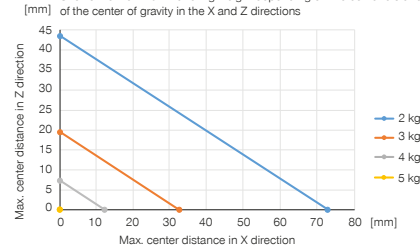
#### Horizontal design

Shows the maximum handling weight depending on the center distances of the center of gravity in the X and Y directions



#### Vertical design

Shows the maximum handling weight depending on the center distances of the center of gravity in the X and Z directions



### RECOMMENDED ACCESSORIES



#### SENSORS



**NJ5-E2**  
Inductive proximity switch - Cable 5 m



#### SENSORS



**NJ5-E2SK**  
Inductive Proximity Switch Cable 0,3 m - Connector M8



<b>Order no.</b>	<b>► Technical Data</b>
Compatible with installation size	<b>ALSR1-40-B</b>
Approvals	WWR40L-B
Weight [kg]	LABS / REACH / RoHS
	0.9

- ⑦ Intake for proximity switch
- ⑤⑦ Fixing loose part
- ⑧ Fixing ALSR

