

放置架

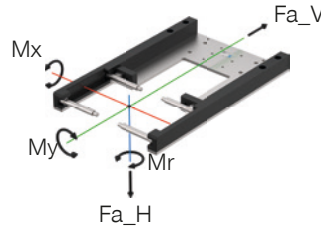
ALSR1-63-B

产品规格



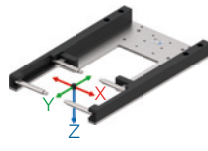
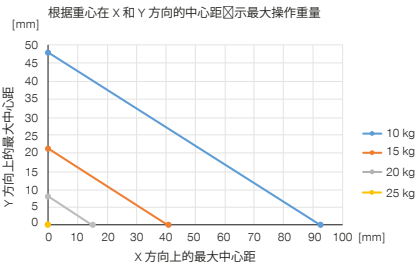
力和力矩

显示基于非固定端而可能作用于放置架的静态力和力矩

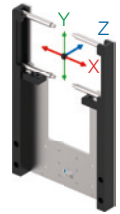
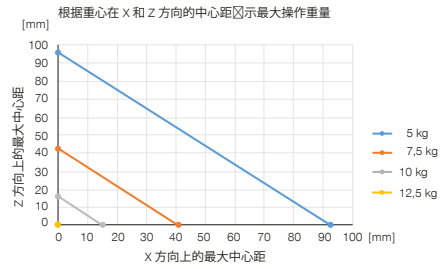


Mr [Nm]	4
Mx [Nm]	8
My [Nm]	15
Fa_H [N]	250
Fa_V [N]	125

卧式结构



立式结构



配件建议



传感器



NJ8-E2
接近开关电缆5m-直接出线



传感器



NJ8-E2S
接近开关 - M8连接头



订购编号

适合多种结构尺寸

重量 [kg]

▶ 技术数据

ALSR1-63-B

WWR63L-B

1.9

