

CRASH PROTECTION

SERIES CRR

▶ PRODUCT ADVANTAGES



▶ Adjustable triggering sensitivity

By controlling the air pressure, you can optimally match the sensitivity to your application.

▶ Integrated sensors

If there is a collision, the integrated sensor gives a signal to the control system to trigger an emergency stop.

▶ Automated reset

After an emergency stop, you can reset the collision protection from a safe distance. This is an advantage primarily when entering the system is undesirable, dangerous or is possible only with difficulty.

▶ THE BEST PRODUCT FOR YOUR APPLICATION



▶ Our products welcome the challenge!

Extreme conditions, all over the world—our tried and tested components and systems give you endless possibilities.

Find the best product for your specific use:

www.zimmer-group.com

► BENEFITS IN DETAIL



- ① Robot connecting flange**
 - partial mounting circle in accordance with EN ISO 9409-1
- ② Piston position sensing**
 - The sensor generates a signal that can be evaluated to recognize an overload.
 - Magnetic field sensor included in delivery
- ③ Drive**
 - single-acting pneumatic cylinder
 - response sensitivity adjustable via operating pressure
 - with integrated spring
- ④ Overload recognition and compensation**
 - In Z direction
 - Tilting in horizontal direction
 - Rotation around the Z-axis
- ⑤ Connecting flange**
 - partial mounting circle in accordance with EN ISO 9409-1
- ⑥ Reset**
 - Pistons are used to move the connecting flange to its initial position.

► TECHNICAL DATA

Installation size	Connecting flange according EN ISO 9409-1	Z-axis deviation	Repetition accuracy axial +/-
		[mm]	[mm]
CRR40	TK 40	8	0.01
CRR50	TK 50	12	0.01
CRR63	TK 63	15	0.01

► FURTHER INFORMATION IS AVAILABLE ONLINE



All information just a click away at: www.zimmer-group.com. Find data, illustrations, 3D models and operating instructions for your installation size using the order number for your desired product. Quick, clear and always up-to-date.

CRASH PROTECTION

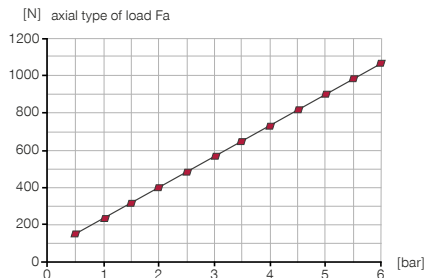
INSTALLATION SIZE CRR40

► PRODUCT SPECIFICATIONS



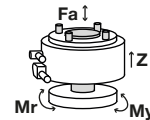
► Air pressurization

shows force and moments vs pressure



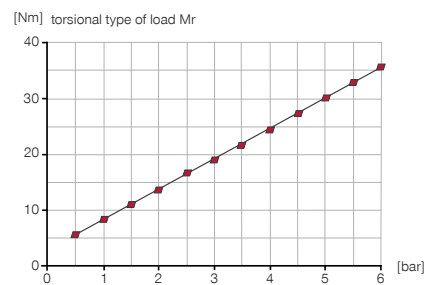
► Forces and moments

See diagram for max. forces and torques



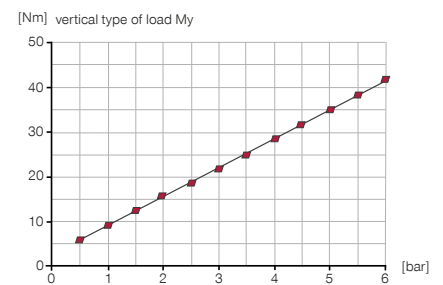
► Air pressurization

shows force and moments vs pressure



► Air pressurization

shows force and moments vs pressure



► INCLUDED IN DELIVERY



1 [piece]
Magnetic field sensor straight, cable 0.3 m - M8 connector
MFS02-S-KHC-P1-PNP

► RECOMMENDED ACCESSORIES



ENERGY SUPPLY



GVM5
Straight Fittings - Quick Connect Style



WVM5
Angled Fittings - Quick Connect Style



CONNECTIONS / OTHER



KAG500
Plug-in connector Straight Cable 5m - Socket M8 (female)



KAW500
Plug-in connector Angled Cable 5m - Socket M8 (female)



Order no.	Technical data
	CRR40N-A
Connecting flange according EN ISO 9409-1	TK 40
Z-axis deviation [mm]	8
Repetition accuracy axial +/- [mm]	0.01
Axial response sensitivity [mm]	0.5
Horizontal deviation +/- [°]	14.0
Repetition accuracy Radial +/- [min]	4
Radial response sensitivity [°]	1.5
Z-axis rotation [°]	21
Repetition accuracy rotatory +/- [min]	4
Response sensitivity rotatory [°]	1
Operating pressure [bar]	0.5 ... 6
Nominal operating pressure [bar]	6
Operating temperature [°C]	5 ... +80
Air volume per cycle [cm³]	14.60
Moment of inertia around the Z-axis [kgcm²]	2.64
Weight [kg]	0.61

