


CLAMPING ELEMENT | PNEUMATIC

DKPS1070-10-A

▶ PRODUCT ADVANTAGES



▶ High holding torque without additional air

Enhanced safety due to securing the rotation axes


▶ Simple status sensing

Querying the piston position with magnetic field sensor

▶ Market leading cycles

Leak-free thanks to a proven piston seal

▶ TECHNICAL DETAILS



① Housing

② Housing connection

- Screw connection to the connecting construction

③ Piston

- Special shape for optimal spring deflection

④ Disk springs/spring accumulators

- For unpressurized holding torque generation through pre-loading

⑤ Clamping area

- Direct clamping of the rotation axes

⑥ Pneumatic connection

▶ INFORMATION ON THE PRODUCTS

APPLICATION SCENARIOS

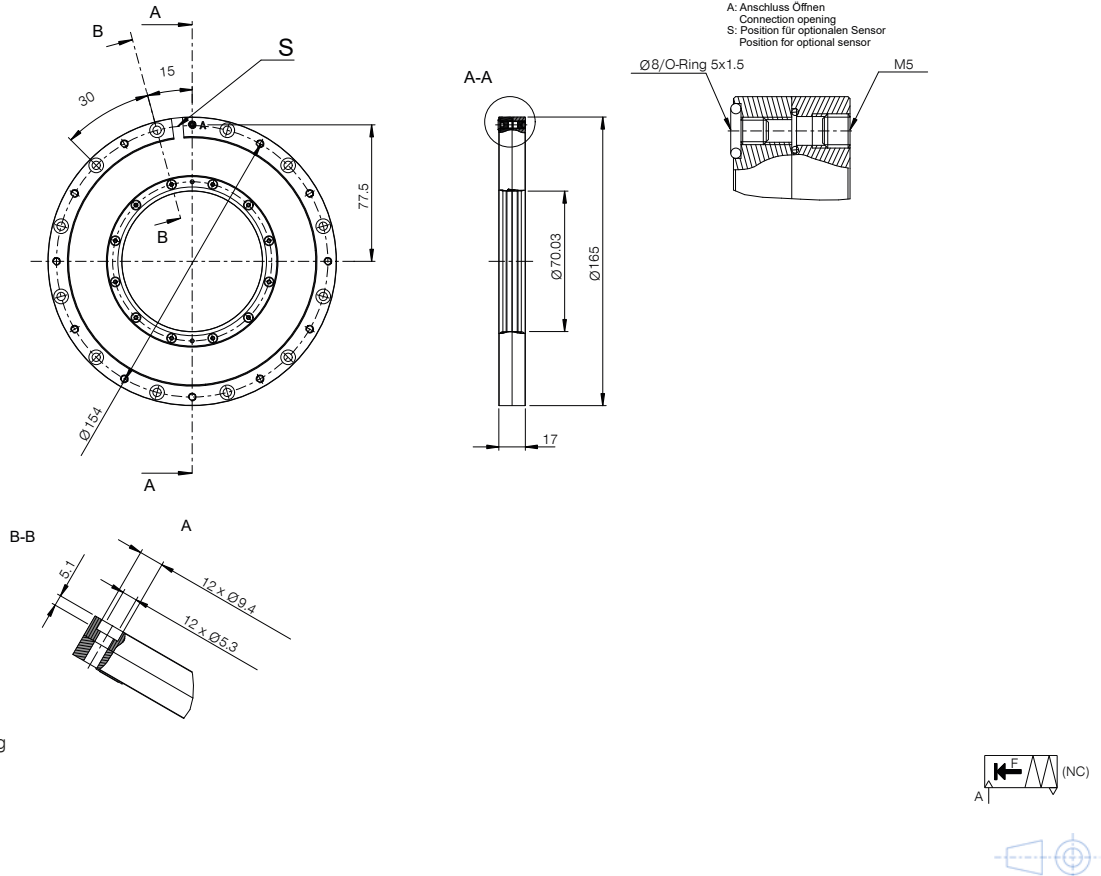
- ▶ Torque take-up of shafts
- ▶ Safety clamping of the torque motor
- ▶ Clamping of C-axis
- ▶ Fixing and safeguarding of swivel bridge
- ▶ Clamping of spindle tilting axis
- ▶ Clamping of the swiveling axis for portals

▶ RECOMMENDED ACCESSORIES



ZDKPS1000-SH
Sensor mounting kit

TECHNICAL DRAWINGS



TECHNICAL DATA

Order no.	DKPS1070-10-A
Operation	pneumatic
Holding torque [Nm]	155
Theoretical holding torque ($\mu=0,1$) [N]	194
Operating pressure [bar]	4 ... 6.5
B10d value	3,000,000
Opening time [s]	0.1
Closing time [s]	0.1
Operating temperature [°C]	
Weight [kg]	1.7
Shaft Ø [mm]	70
Function	Clamping
Condition	NC (Normally Closed) closed without pressure
Installation direction	from the front
Air volume per cycle [cm ³]	25
Sensor linkage	Optional
Certifications	CE / UKCA / LABS / REACH / RoHS

Schematic drawing. General tolerances according to DIN ISO 2768 T1-4/T2-H. Edges according to ISO 13715. The holding torque is the maximum torque that can be applied rotationally. Each rotary clamping element is tested for the specified holding torque with a lightly oiled lubricating layer (ISO-VG 68) in a 100% inspection before delivery. The use of other lubricants can influence the coefficient of friction. The operating instructions must be observed before commissioning. We reserve the right to make technical changes in the course of further development. The latest and further data can be found online and in the operating instructions at www.zimmer-group.com.