

AXIS COMPENSATION MODULES

SERIES FGR

▶ PRODUCT ADVANTAGES



▶ Effortless joining process

The ease of movement makes it possible to carry out even the finest joining processes in the shortest amount of time

▶ Single-acting pneumatic cylinder

For easy control and a reduced amount of piping required

▶ Can be fixed in place centrally or de-centrally

For the optimal process sequence, depending on the requirement, you can clamp or centrally lock the equalizer position

▶ THE BEST PRODUCT FOR YOUR APPLICATION



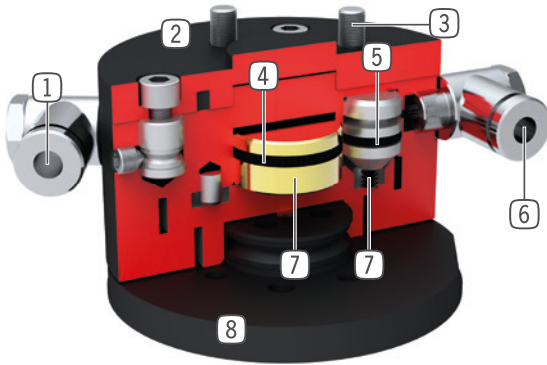
▶ Our products welcome the challenge!

Extreme conditions, all over the world—our tried and tested components and systems give you endless possibilities.

Find the best product for your specific use:

www.zimmer-group.com

► BENEFITS IN DETAIL



- ① **Energy supply**
- centering
- ② **Robust, lightweight housing**
- Hard-coated aluminum alloy
- ③ **Robot flange**
- partial mounting circle in accordance with EN ISO 9409-1
- ④ **Drive eccentric mounting**
- single-acting pneumatic cylinder with friction disc
- ⑤ **Drive centering**
- three single-acting pneumatic cylinders with cone pistons at 120° distance
- ⑥ **Energy supply**
- eccentric clamping
- ⑦ **Force transfer**
- direct and low-loss via cone/friction disc
- ⑧ **Compensation**
- force-free compensation of position inaccuracies
- up to +/- 4 mm compensating stroke

► TECHNICAL DATA

Installation size	Connecting flange according EN ISO 9409-1	Retention force centred	Retention force decentred
		[N]	[N]
FGR1040	TK 40	120	50
FGR1050	TK 50	250	140

► FURTHER INFORMATION IS AVAILABLE ONLINE



All information just a click away at: www.zimmer-group.com. Find data, illustrations, 3D models and operating instructions for your installation size using the order number for your desired product. Quick, clear and always up-to-date.

AXIS COMPENSATION MODULES

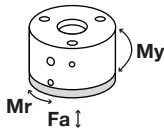
INSTALLATION SIZE FGR1040

▶ PRODUCT SPECIFICATIONS



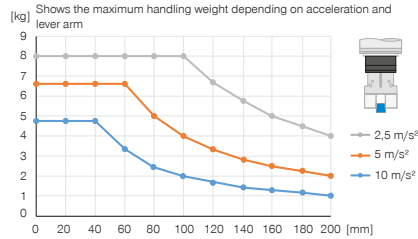
▶ Forces and moments

Shows static forces and moments

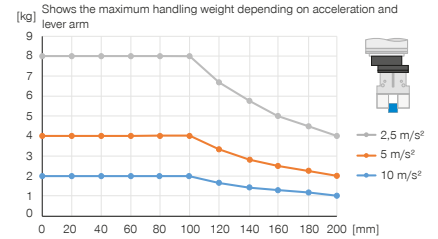


Mr [Nm]	5
My [Nm]	10
Fa [N]	1000

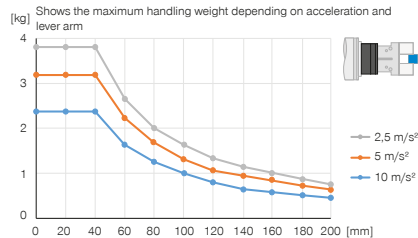
▶ Vertical design with centered holding force



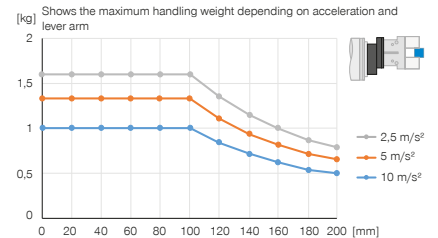
▶ Vertical design with decentered holding force



▶ Horizontal design with centered holding force



▶ Horizontal design with decentered holding force



▶ INCLUDED IN DELIVERY



4 [piece]
Cylinder Screw
C7984060129

▶ RECOMMENDED ACCESSORIES



ENERGY SUPPLY



GV1-8X8
Straight Fittings - Quick Connect Style

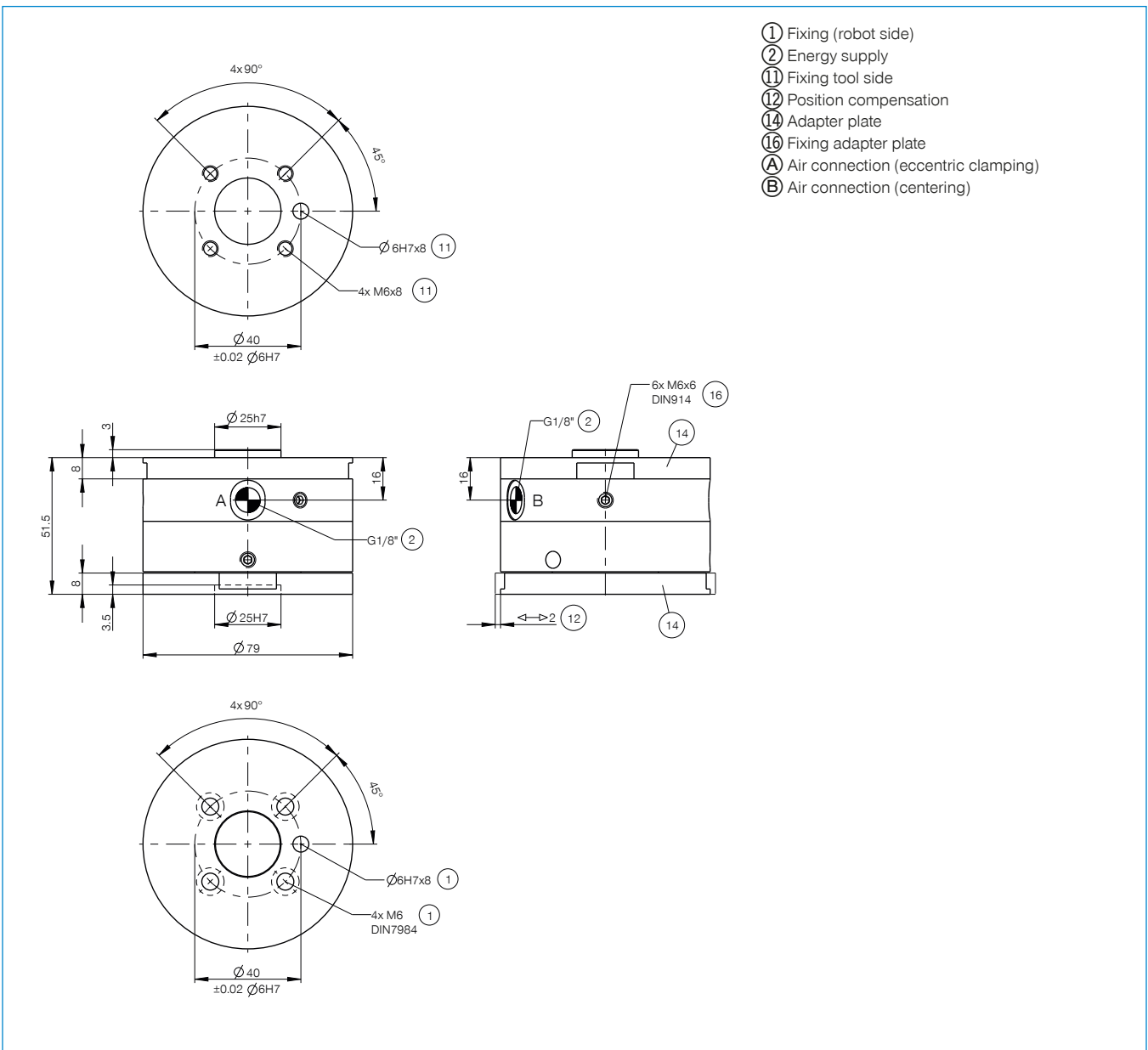


ENERGY SUPPLY



WV1-8X8
Angled Fittings - Quick Connect Style

Order no.	Technical data
Connecting flange according EN ISO 9409-1	TK 40
Horizontal deviation +/- [mm]	2
Rotation angle max. [°]	12
Retention force centred [N]	120
Retention force decentred [N]	50
Operating pressure [bar]	4 ... 8
Nominal operating pressure [bar]	6
Operating temperature [°C]	5 ... +80
Weight [kg]	0.84



- ① Fixing (robot side)
- ② Energy supply
- ⑪ Fixing tool side
- ⑫ Position compensation
- ⑭ Adapter plate
- ⑯ Fixing adapter plate
- A Air connection (eccentric clamping)
- B Air connection (centering)