

2-JAW PARALLEL GRIPPERS

SERIES GEP1400

▶ PRODUCT ADVANTAGES



“The robust”

▶ Proven T slot guide

This established and proven guiding technology stands for the highest process reliability like no other






▶ Integrated position sensing

You can detect the gripper status safely via the motor current using your control system

▶ The simplest activation

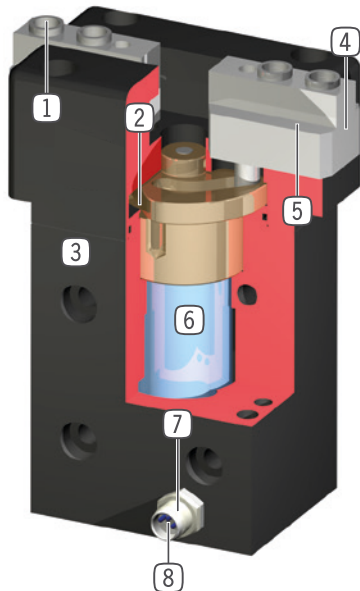
The included control unit is controlled easily via plus and minus buttons, while you can optionally adjust the gripping force using the potentiometer

▶ SERIES CHARACTERISTICS

Installation size		Version		
GEP140X			C	O
 I/O	Digital I/O	•	•	•
	External gripping		•	
	Internal gripping			•
	5 million maintenance-free cycles (max.)	•	•	•
	IP 52	•	•	•



► BENEFITS IN DETAIL



- ① **Removable centering sleeves**
 - quick and economical positioning of the gripper fingers
- ② **Positively driven curve disc**
 - synchronized the movement of the gripper jaws
 - high force transfer
 - rapid stroke and force stroke (version with 6 mm stroke per jaw)
- ③ **Robust, lightweight housing**
 - Hard-coated aluminum alloy
- ④ **Gripper jaw**
 - hardened steel
 - individual gripper finger mounting
- ⑤ **Guide**
 - precise T-Slot guide for high forces and moments capacity
- ⑥ **Drive**
 - electric drive by 24 VDC step motor
- ⑦ **Position sensing**
 - measured at the end of stroke via power increase on the motor
- ⑧ **Energy supply**
 - standardized interface M8 round plug
 - signal control line (use only cable without diode)

► TECHNICAL DATA

Installation size	Stroke per jaw	Gripping force	Weight	IP class
	[mm]	[N]	[kg]	
GEP1402	2	140	0.3	IP52
GEP1406	6	350	1	IP52

► FURTHER INFORMATION IS AVAILABLE ONLINE



All information just a click away at: www.zimmer-group.com. Find data, illustrations, 3D models and operating instructions for your installation size using the order number for your desired product. Quick, clear and always up-to-date.

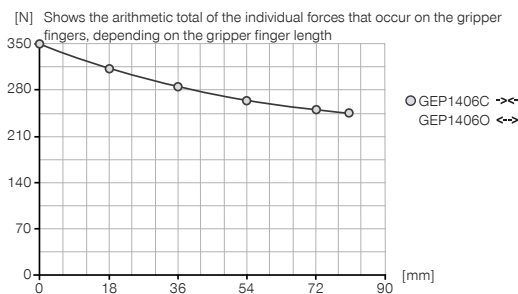
2-JAW PARALLEL GRIPPERS

INSTALLATION SIZE GEP1406

PRODUCT SPECIFICATIONS

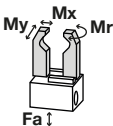


Gripping force diagram



Forces and moments

Displays static forces and moments that can also have an effect, besides the gripping force.



Mr [Nm]	30
Mx [Nm]	30
My [Nm]	20
Fa [N]	500

INCLUDED IN DELIVERY



4 [piece]
Centering Disc
DST40800



1 [piece]
Control
ELEGR04

RECOMMENDED ACCESSORIES



CONNECTIONS / OTHER



KAG500
Plug-in connector Straight Cable 5m - Socket M8 (female)



CONNECTIONS / OTHER



KAW500
Plug-in connector Angled Cable 5m - Socket M8 (female)

Order no.	► Technical data	
	GEP1406C	GEP1406O
Stroke per jaw [mm]	6	6
Gripping force in closing (adjustable) max. [N]	350	
Gripping force in opening (adjustable) max. [N]		350
Closing time [s]	0.4	0.4
Opening time [s]	0.4	0.4
Repetition accuracy +/- [mm]	0.1	0.1
Voltage [V]	24	24
Max. current regulable by potentiometer [mA]	210	210
Operating temperature min. [°C]	5	5
Operating temperature max. [°C]	+80	+80
Protection to IEC 60529	IP52	IP52
Weight [kg]	1	1

