

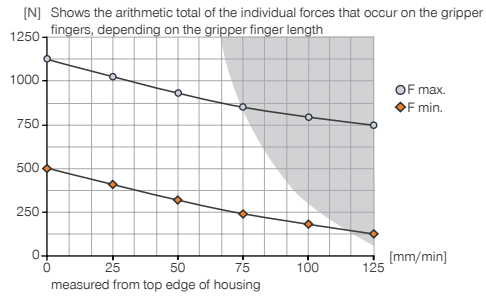
GRIPPERS FOR SPECIFIC TASKS

INSTALLATION SIZE GFP2012

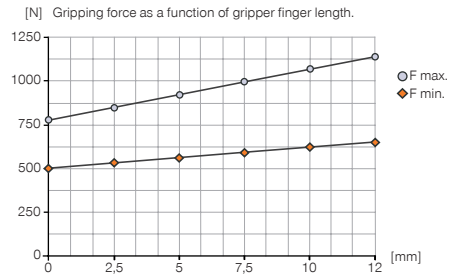
▶ PRODUCT SPECIFICATIONS




▶ Gripping force diagram



▶ Gripping force diagram



▶ INCLUDED IN DELIVERY



Centering Disc

DST41000



Headless screw

NAB07390

▶ Forces and moments

Displays static forces and moments that can also have an effect, besides the gripping force.




Mr	35
Mx	50
My	42
Fa	1400

▶ RECOMMENDED ACCESSORIES



Universal jaw

UB2012



Cover sheet set

ADB2012



Hook key

ZUB0004

Order no.	Technical data			
	GFP2012NC-14	GFP2012NC-16	GFP2012NC-25	GFP2012NC-34
Tool intake	HSK-A63	HSK-A100	VDI 40	Capto C6
Stroke per jaw [mm]	12	12	12	12
Gripping force in closing (adjustable) min. [N]	460	460	460	460
Gripping force in closing (adjustable) max. [N]	1140	1140	1140	1140
Operating pressure min. [bar]	10	10	10	10
Operating pressure max. [bar]	50	50	50	50
Operating temperature min. [°C]	+5	+5	+5	+5
Operating temperature max. [°C]	+80	+80	+80	+80
Weight [kg]	5.4	5.4	5.4	5.4

