

2-JAW RADIAL GRIPPER

SERIES GK

▶ PRODUCT ADVANTAGES



“The compact”

▶ Proven technology

We have more than 20 years of proven reliability, which ensures uninterrupted production for you






▶ Best force/installation space ratio

Force transmission using the toggle lever enables high gripping force while optimally utilizing the installation space

▶ Smooth stroke configuration


You can adjust the 180° opening angle to be unique to your application using an adjusting screw

▶ SERIES CHARACTERISTICS

Installation size	Version	
GKXX	N	NC
 Spring closing C		●
 10 million maintenance-free cycles (max.)	●	●
 Magnetic field sensor	●	●
 Self locking mechanism	●	●
 IP 20	●	●



► BENEFITS IN DETAIL



- ① **Buffer stop**
 - absorption of kinetic energy for heavy and long gripper fingers
- ② **Robust, lightweight housing**
 - Hard-coated aluminum alloy
- ③ **Stroke adjustment screw**
 - Infinitely adjustable opening stroke
- ④ **Guided toggle lever mechanism**
 - synchronized the movement of the gripper jaws
 - mechanically self-locking
- ⑤ **Mounting block**
 - mounting for inductive proximity switch
- ⑥ **Sensing slot**
 - mounting and positioning of magnetic field sensors
- ⑦ **Integrated gripping force safety device**
 - spring integrated into cylinder as energy storage
- ⑧ **Energy supply**
 - possible from several sides

► TECHNICAL DATA

Installation size	Stroke	Gripping force	Weight	IP class
	[°]	[N]	[kg]	
GK15	90	70 - 100	0,1 - 0,12	IP20
GK20	90	150 - 210	0,23 - 0,3	IP20
GK25	90	440 - 610	0,42 - 0,58	IP20
GK35	90	950 - 1250	0,9 - 1,2	IP20
GK40	90	1400 - 1820	1,7 - 2,2	IP20
GK50	90	3500 - 4250	3,5 - 4,1	IP20

► FURTHER INFORMATION IS AVAILABLE ONLINE



All information just a click away at: www.zimmer-group.com. Find data, illustrations, 3D models and operating instructions for your installation size using the order number for your desired product. Quick, clear and always up-to-date.

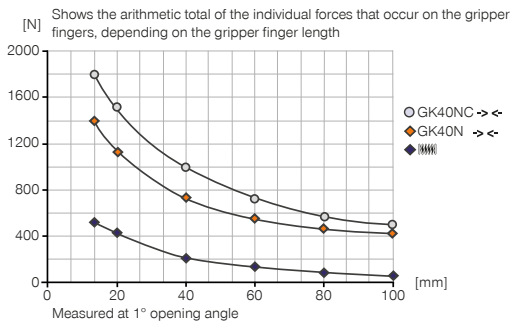
2-JAW RADIAL GRIPPER

INSTALLATION SIZE GK40

PRODUCT SPECIFICATIONS



Gripping force diagram



Forces and moments

Displays static forces and moments that can also have an effect, besides the gripping force.



Mr [Nm]	17
My [Nm]	30
Fa [N]	600

INCLUDED IN DELIVERY



2 [piece]
Mounting block
KB8K

RECOMMENDED ACCESSORIES



GRIPPING COMPONENTS



PB40N
Buffer stop



SENSORS



MFS01-S-KHC-P1-PNP
Magnetic field sensor angled, cable 0.3 m - M8 connector



MFS02-S-KHC-P1-PNP
Magnetic field sensor straight, cable 0.3 m - M8 connector



ENERGY SUPPLY



GVM5
Straight Fittings - Quick Connect Style



CONNECTIONS / OTHER



DRV5M4
Flow Control Valves - with Swivel joint



KAG500
Plug-in connector Straight Cable 5m - Socket M8 (female)



KAW500
Plug-in connector Angled Cable 5m - Socket M8 (female)



SENSORS



NJ8-E2
Inductive proximity switch - Cable 5 m



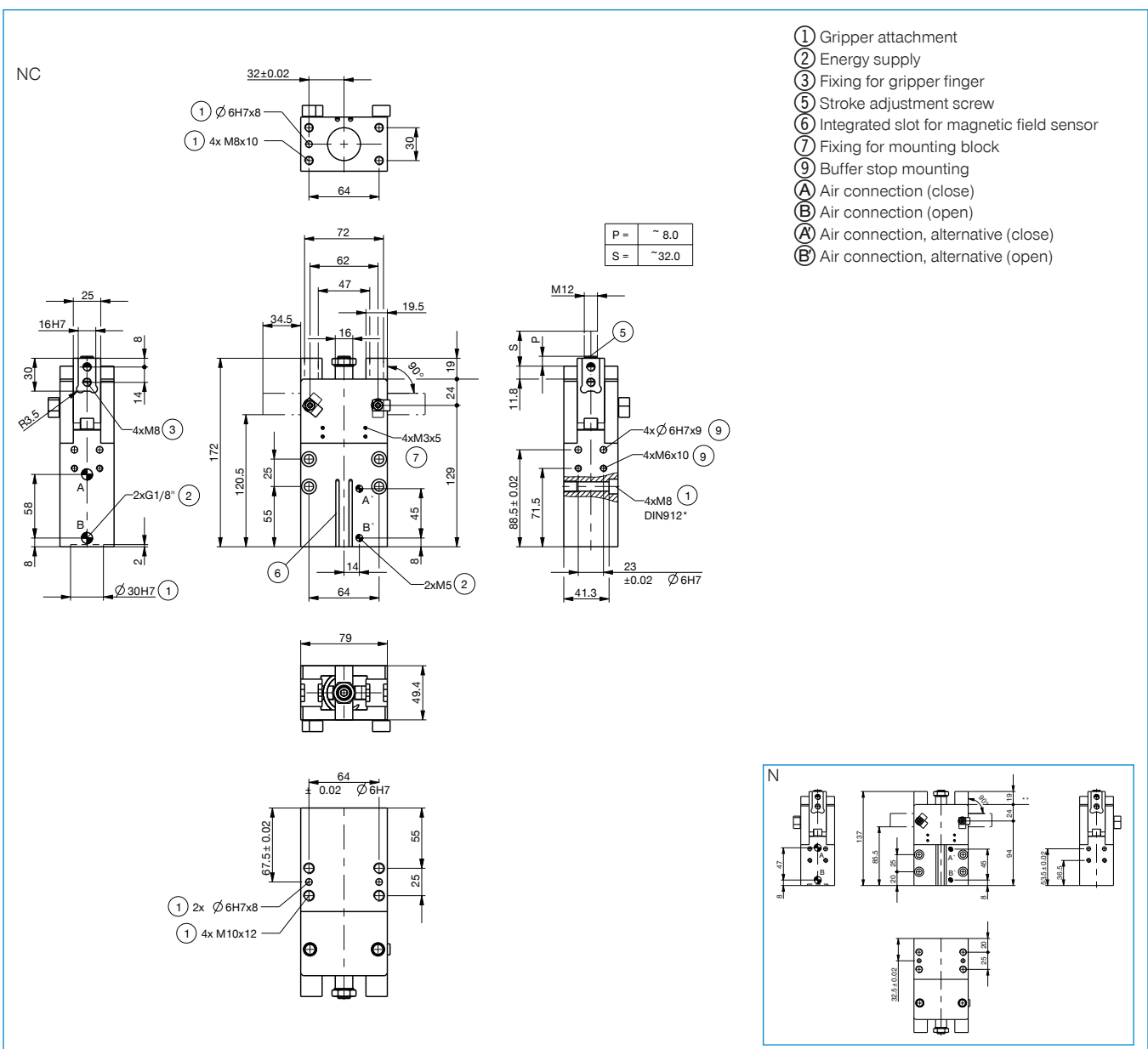
NJ8-E2S
Inductive proximity switch - Connector M8



ZE30H7X4
Centering Disc

Order no.	► Technical data	
	GK40N-B	GK40NC-B
Stroke per jaw [°]	90	90
Gripping moment in closing [Nm]	47	62
Gripping moment secured by spring min. [Nm]		15
Gripping force in closing [N]*	1400	1820
Closing time [s]	0.25	0.35
Opening time [s]	0.25	0.35
Repetition accuracy +/- [mm]	0.05	0.05
Operating pressure min. [bar]	3	5
Operating pressure max. [bar]	8	8
Nominal operating pressure [bar]	6	6
Operating temperature min. [°C]	5	5
Operating temperature max. [°C]	+80	+80
Air volume per cycle [cm ³]	78	90
Protection to IEC 60529	IP20	IP20
Weight [kg]	1.7	2

*Measured from top edge of housing

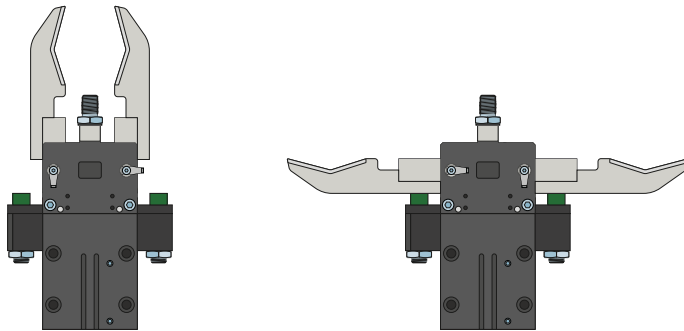


2-JAW RADIAL GRIPPERS

SERIES GK FUNCTIONAL DESCRIPTION



GRIPPING COMPONENTS



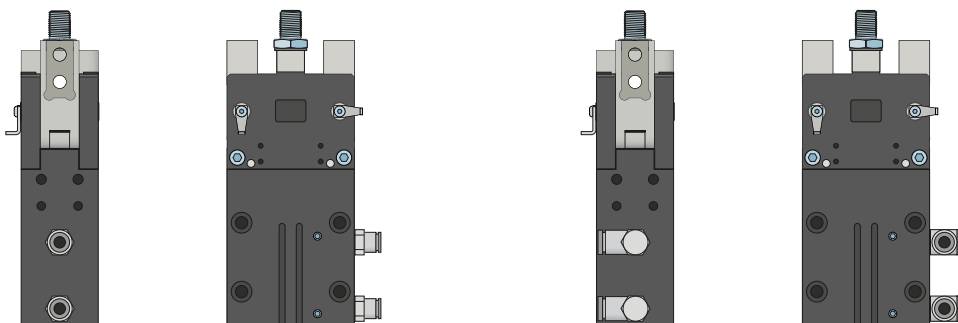
Buffer stop – PB

Absorption of kinetic energy for heavy and long gripper fingers

The buffer stops are used primarily for fast, unthrottled jaw movements. They are equally suitable for long gripper fingers, high jaw mass and for cycle time optimization. The energy is absorbed by an elastomer damper.



ENERGY SUPPLY

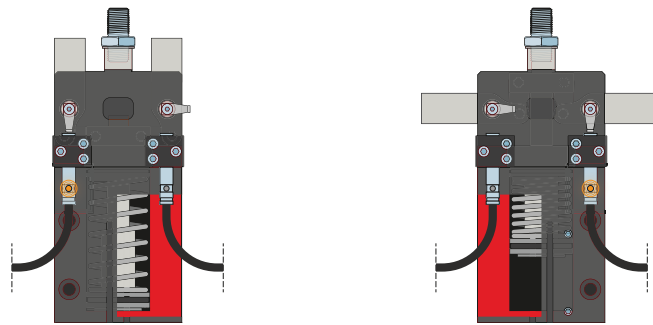


Pneumatic threaded connections

Available in straight and angled design. Can be chosen freely depending on the space conditions or installation situation.



SENSORS



Inductive sensors – NJ

The mounting block is aligned to the cam switch, and the sensor is guided into the mounting block until the required switching distance to the cam switch is reached. Fine adjustment can be made by moving the mounting block again. The sensors are available in versions with 5 m cables with exposed leads and 0,3 m cable with connector, as well as with direct plug orientation.

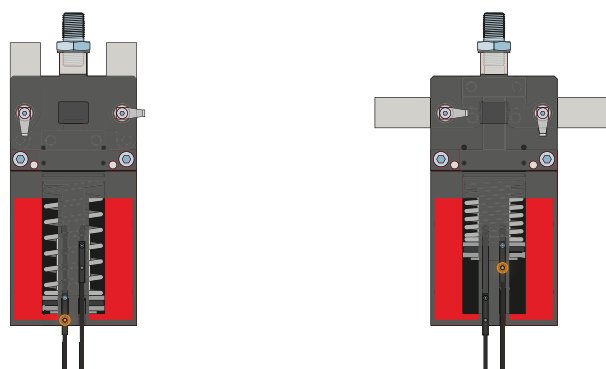
2-JAW RADIAL GRIPPERS

SERIES GK FUNCTIONAL DESCRIPTION

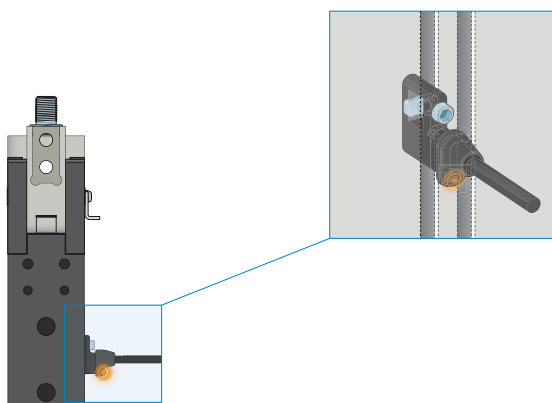


SENSORS

MFS02



MFS01



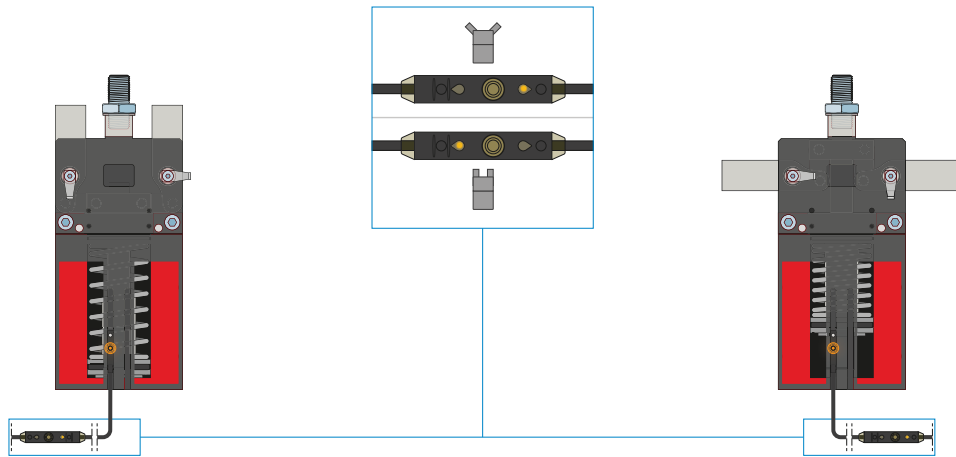
1-point magnetic field sensors – MFS

For non-contact sensing of the piston position

These sensors are installed in the C-groove of the gripper and detect the magnet attached to the piston of the gripper. To ensure use in a wide variety of space conditions, the sensors are available in two variants. While the horizontal MFS02, with straight cable outlet, disappears into the C-groove of the gripper almost completely, the vertical MFS01 is taller, but has a cable outlet that is offset at an angle of 90°. The variants are available in versions with 5 m cables with exposed leads and 0,3 m cable with connector.



SENSORS



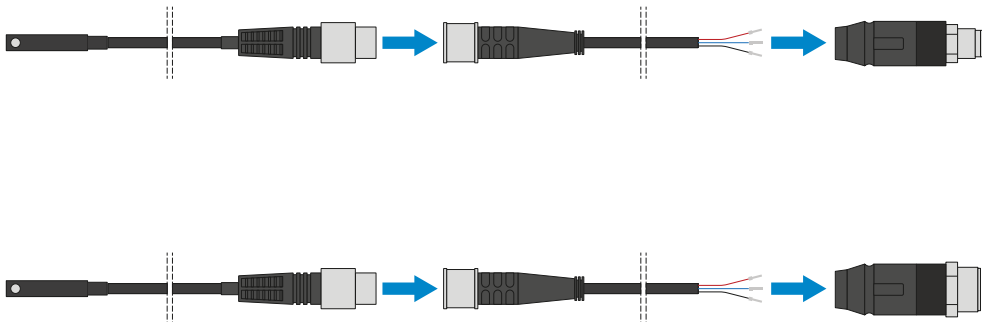
2-point magnetic field sensors - MFS

With two freely programmable switching points

Using the programming unit integrated in the cable, two switch points can be freely defined for this sensor. To do so, the sensor is clamped in the C-groove, the gripper approaches position one and the position is taught in using the teach button. Afterwards, the second position is approached with the gripper and programmed. To ensure use in a wide variety of space conditions, the sensors are available in two variants. While the horizontal MFS02, with straight cable outlet, disappears into the C-groove of the gripper almost completely, the vertical MFS01 is taller, but has a cable outlet that is offset at an angle of 90°. The sensors are available in versions with 5 m cables with exposed leads and 0,3 m cable with connector.



CONNECTIONS / OTHER



Plug-in connectors

For extending and fabricating the connection lines for the sensors

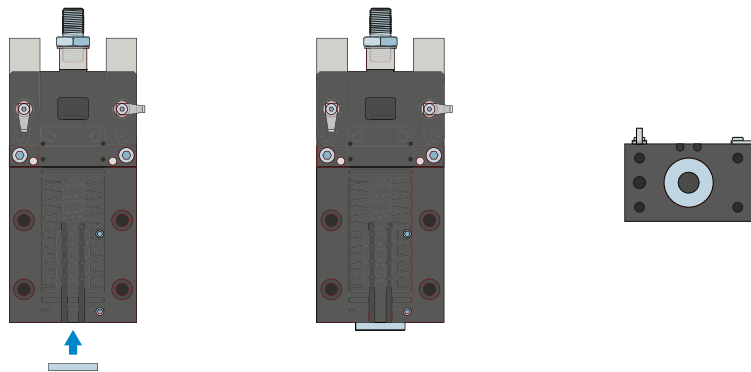
Cables with a length of 5 m with exposed leads are available. Depending on the specific needs, the cables can be shortened or fabricated with connectors in sizes M8 and M12.

2-JAW RADIAL GRIPPERS

SERIES GK FUNCTIONAL DESCRIPTION



CONNECTIONS / OTHER



Centering disk

Is required in connection with an alignment pin to define the position of the gripper.