

3-JAW CONCENTRIC GRIPPERS

SERIES GPD5000IL

▶ PRODUCT ADVANTAGES



IO-Link

“The hybrid”

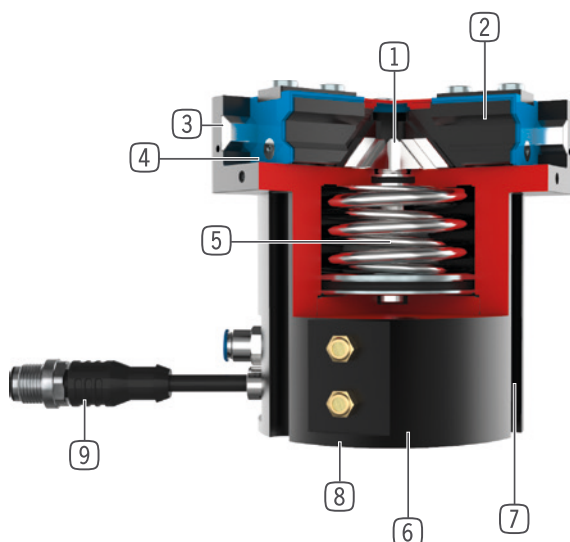
- ▶ Pneumatic drive combined with IO-Link technology
- ▶ Up to 50% reduction in cycle times and up to 90% less compressed air usage
- ▶ Connection over just one pneumatic line and IO-Link cable
- ▶ Integrated valve technology, sensor technology, status display, pressure monitoring and temperature monitoring
- ▶ Part detection down to +/- 0.05 mm for a tolerance range that can be taught for any value
- ▶ 32 workpieces data sets can be programmed
- ▶ Protected from corrosion and sealed in accordance with IP64
- ▶ Up to 30 million cycles without maintenance

▶ SERIES CHARACTERISTICS

Installation size	Version					
GPD50XXIL	N	NC	NO	S	SC	SO
IO-Link	•	•	•	•	•	•
Spring closing C		•			•	
Spring opening O			•			•
High-strength S				•	•	•
30 million maintenance-free cycles (max.)	•	•	•	•	•	•
Integrated sensing	•	•	•	•	•	•
Integrated valve technology	•	•	•	•	•	•
Protected against corrosion	•	•	•	•	•	•
Purged air	•	•	•	•	•	•
IP64	•	•	•	•	•	•



► BENEFITS IN DETAIL



- ① **Wedge hook mechanism**
 - high forces and moments capacity
 - Synchronized gripper jaw movement
- ② **Gripper jaw**
 - Gripper fingers mounted using removable centering sleeves
 - Lubricated for life via incorporated lubrication slots
- ③ **Steel Linear Guide**
 - Steel in steel guide
 - Enables use of extremely long gripper fingers
- ④ **Dual lip seal**
 - IP64
 - Prevents grease from being squeezed out, increasing service life
- ⑤ **Integrated gripping force safety device**
 - Spring built into cylinder chamber as an energy store
- ⑥ **Mounting and positioning**
 - Alternatively, on several sides for customized mounting
- ⑦ **Position sensing**
 - integrated Hallsensor
- ⑧ **Integrated valve technology**
 - Activation of the gripper by means of a compressed air supply
- ⑨ **Integrated control module**
 - Single-cable solution via IO-Link
 - Pressure, temperature, position and other parameters are readable

► TECHNICAL DATA

Installation size	Stroke per jaw [mm]	Gripping force [N]	Weight [kg]	IP class
GPD5006IL	3 - 6	740 - 2370	0,75 - 0,85	IP64
GPD5008IL	4 - 8	1260 - 3910	1,25 - 1,45	IP64
GPD5010IL	5 - 10	2290 - 7160	2,1 - 2,5	IP64
GPD5013IL	6 - 13	3770 - 11450	4,4 - 5,3	IP64
GPD5016IL	8 - 16	6870 - 20330	8,3 - 9,8	IP64
GPD5025IL	14 - 25	8430 - 22850	14,9 - 18,6	IP64

► FURTHER INFORMATION IS AVAILABLE ONLINE




All information just a click away at: www.zimmer-group.com. Find data, illustrations, 3D models and operating instructions for your installation size using the order number for your desired product. Quick, clear and always up-to-date.

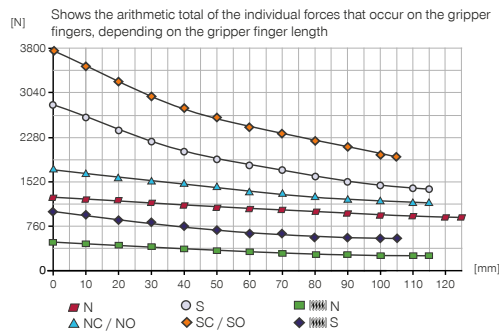
3-JAW CONCENTRIC GRIPPERS

INSTALLATION SIZE GPD5008IL

► PRODUCT SPECIFICATIONS

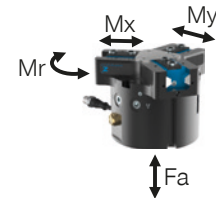


► Gripping force diagram



► Forces and moments

Displays static forces and moments that can also have an effect, besides the gripping force.



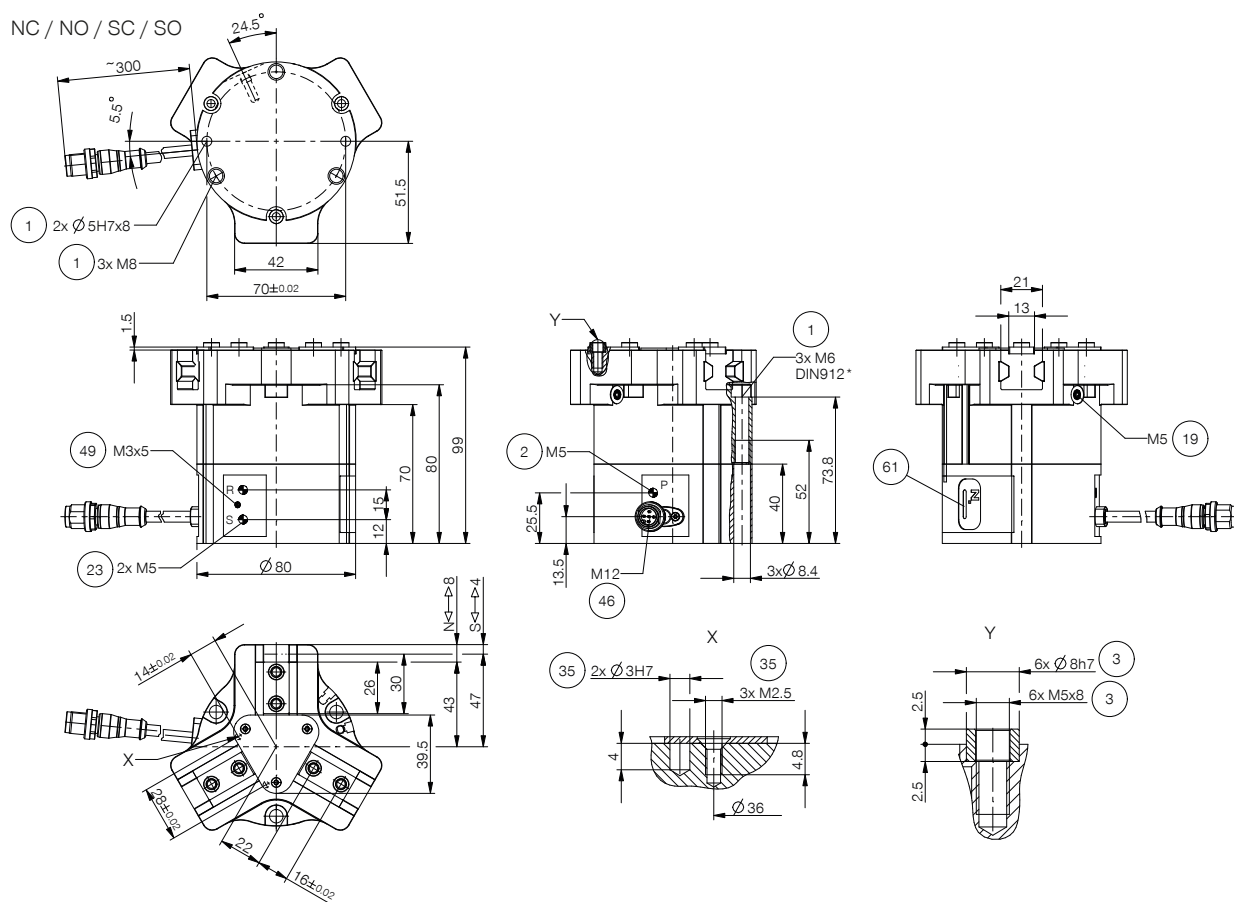
Mr [Nm]	60
Mx [Nm]	105
My [Nm]	65
Fa [N]	1900

► TECHNICAL DATA

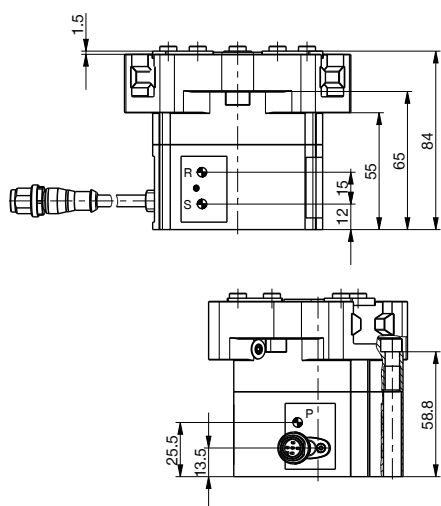
Order no.	► Technical data					
	GPD5008N-IL-10-A	GPD5008NC-IL-10-A	GPD5008NO-IL-10-A	GPD5008S-IL-10-A	GPD5008SC-IL-10-A	GPD5008SO-IL-10-A
Control						
Stroke per jaw [mm]	8	8	8	4	4	4
Gripping force in closing [N]	1260	1690		2780	3730	
Gripping force in opening [N]	1340		1770	2960		3910
Gripping force secured by spring min. [N]		430	430		950	950
Cycle count max. [cycle/min]	210	160	160	210	160	160
Dead weight of mounted gripper finger max. [kg]	0.7	0.7	0.7	0.7	0.7	0.7
Length of the gripper fingers max. [mm]	125	115	115	115	105	105
Repetition accuracy +/- [mm]	0.01	0.01	0.01	0.01	0.01	0.01
Operating pressure min. [bar]	3	4	4	3	4	4
Operating pressure max. [bar]	8	7	7	8	7	7
Nominal operating pressure [bar]	6	6	6	6	6	6
Operating temperature [°C]	+5 ... +50	+5 ... +50	+5 ... +50	+5 ... +50	+5 ... +50	+5 ... +50
Air volume per cycle [cm³]	51	90	90	51	90	90
Integrated valve technology	Yes	Yes	Yes	Yes	Yes	Yes
Integrated position sensing	Yes	Yes	Yes	Yes	Yes	Yes
Voltage [V]	24	24	24	24	24	24
Current consumption max. [A]	0.10	0.10	0.10	0.10	0.10	0.10
Protection to IEC 60529	IP64	IP64	IP64	IP64	IP64	IP64
Weight [kg]	1.3	1.5	1.4	1.4	1.5	1.5

TECHNICAL DRAWINGS

NC / NO / SC / SO



N / S




- ① Gripper attachment
- ② Energy supply
- ③ Fixing for gripper finger
- ①⑨ Air purge connection option
- ②③ Ventilation (R+S: In dirty environments, replace filters with actual exhaust hoses and move the exhaust air outlet to a clean environment)
- ③⑤ Attachment option for customer-specific fittings
- ④⑥ Energy supply IO-Link (M12, 5-pole)
- ④⑨ Ground
- ⑥① Status display



3-JAW CONCENTRIC GRIPPERS

INSTALLATION SIZE GPD5008IL

► ACCESORIES



► INCLUDED IN DELIVERY



6 [piece]
Centering Disc

024231



2 [piece]
Filters

CFILT00010

► RECOMMENDED ACCESSORIES



GRIPPING COMPONENTS



UB5008AL
Universal jaw aluminium



UB5008ST
Universal jaw steel



EB5008AL
Aluminum adjustment jaw



EB5008ST
Steel adjustment jaw



WB5008L
Changeable jaw, loose-part-set



WB5008F
Changeable jaw, fix-part



ENERGY SUPPLY



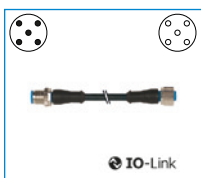
GVM5
Straight Fittings - Quick Connect Style



DSV06
Return valve



CONNECTIONS / OTHER



KAG500IL
Plug-in connector straight
5 m - plug, socket M12



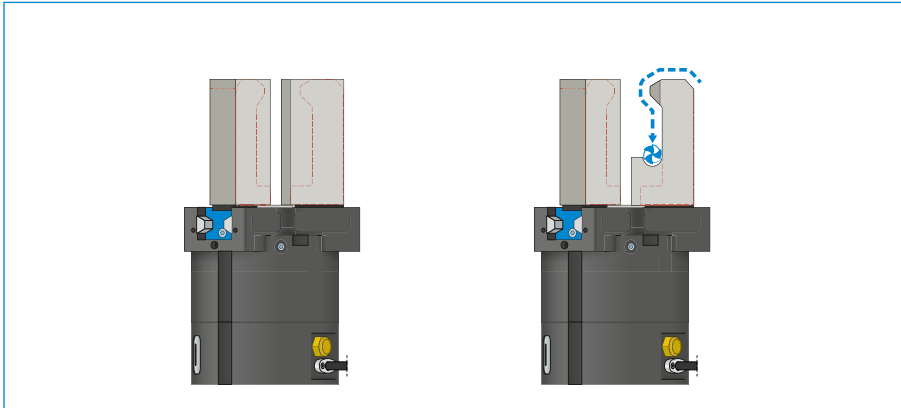
SCM-C-00-00-A
Smart Communication
Module

3-JAW CONCENTRIC GRIPPERS

SERIES GPD5000IL FUNCTIONAL DESCRIPTION



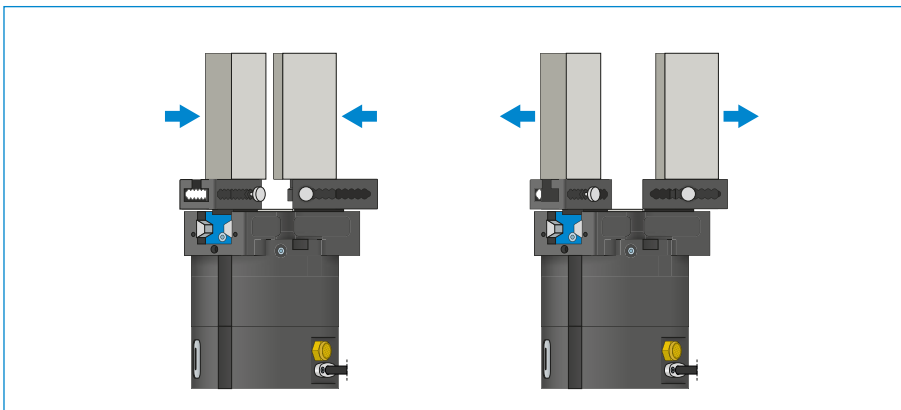
GRIPPING COMPONENTS



Universal jaws – UB5000

Can be used immediately or for individual reprocessing

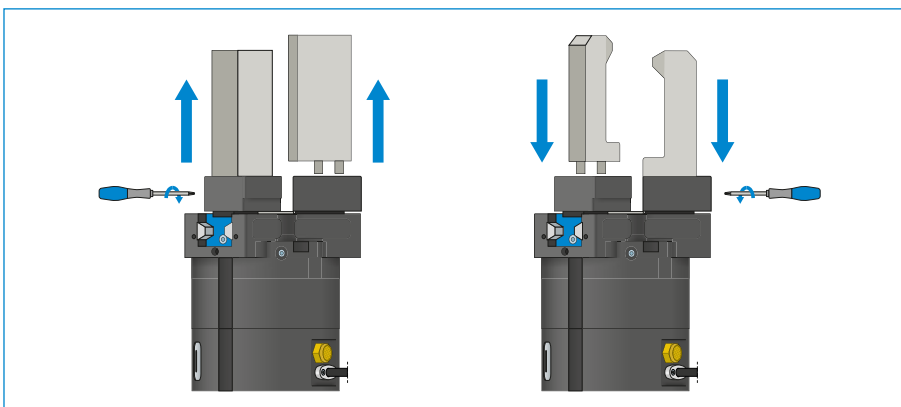
The gripper blanks are available in aluminum (AL) and steel (ST) versions and are installed directly on the gripper using the screws in the scope of delivery. The fits for the centering sleeves are already in place for this purpose. One universal jaw is required for each gripper jaw.



Adjustment jaws – EB5000

For tool-free adaptation of the gripper range

By manually activating the locking mechanism, which is pre-tensioned by a spring, the adjustment jaw can be moved within a grid of detent notches that has a number scale. Depending on the forces and torques that apply, the adjustment jaws are available in aluminum (AL) and steel (ST) versions. One adjustment jaw is required for each gripper jaw.



Interchangeable jaws – WB5000

Enable fast change of individual gripper fingers

For each gripper jaw, a fixed part and at least one loose part set is needed, depending on the number of gripper fingers to be changed. Manual locking via the Torx wrench included in the scope of delivery of the fixed part can take place from two sides.

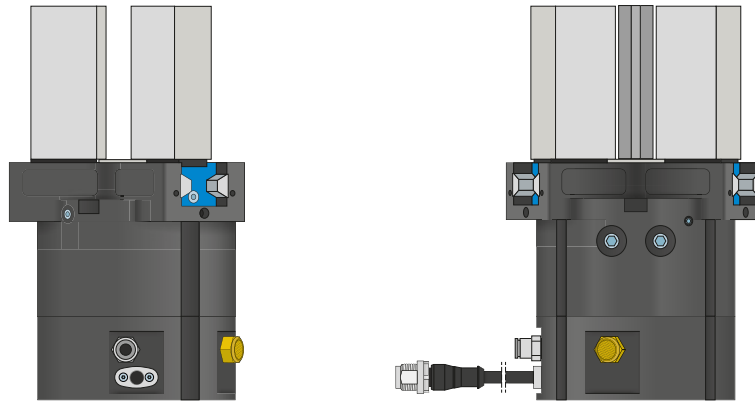


THE GRIPPING COMPONENTS CAN BE COMBINED!

The gripper components listed above can be combined with each other and are compatible with the various series of the 5000 gripper family.

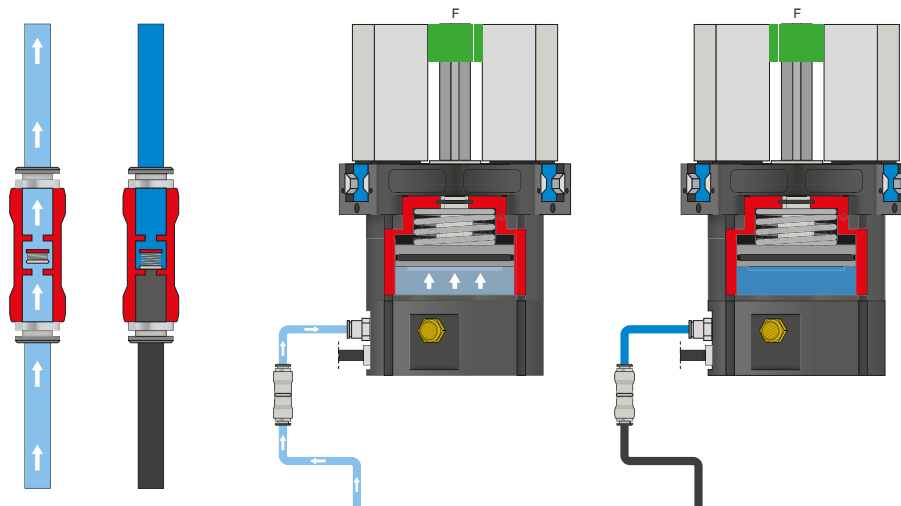


ENERGY SUPPLY



Pneumatic threaded connections

Available in straight and angled design. Can be chosen freely depending on the space conditions or installation situation.



Pressure safety valve – DSV

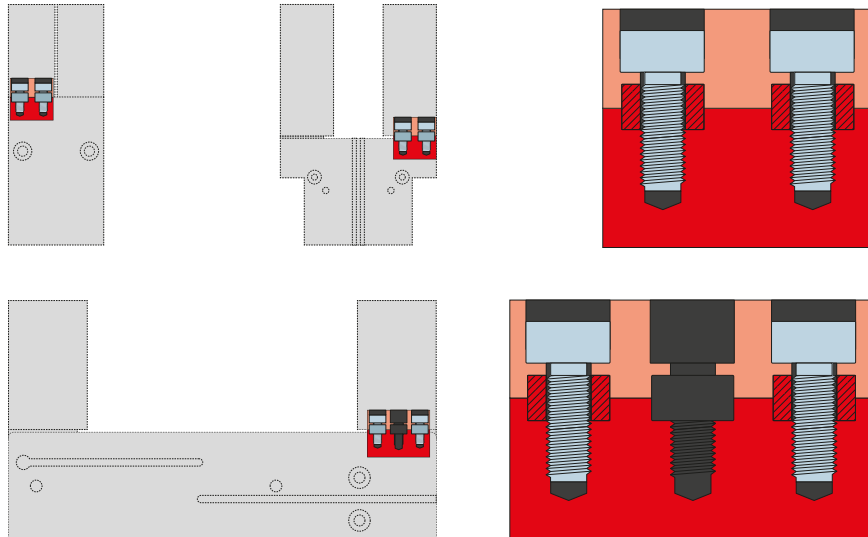
The throttle check valve integrated into the supply air line retains the system pressure in case of EMERGENCY STOP. To ensure the function, the valve must be installed as close to the gripper's air connection as possible. Control voltage and actuator voltage must be maintained for this purpose.

3-JAW CONCENTRIC GRIPPERS

SERIES GPD5000IL FUNCTIONAL DESCRIPTION



CONNECTIONS / OTHER



Centering sleeves

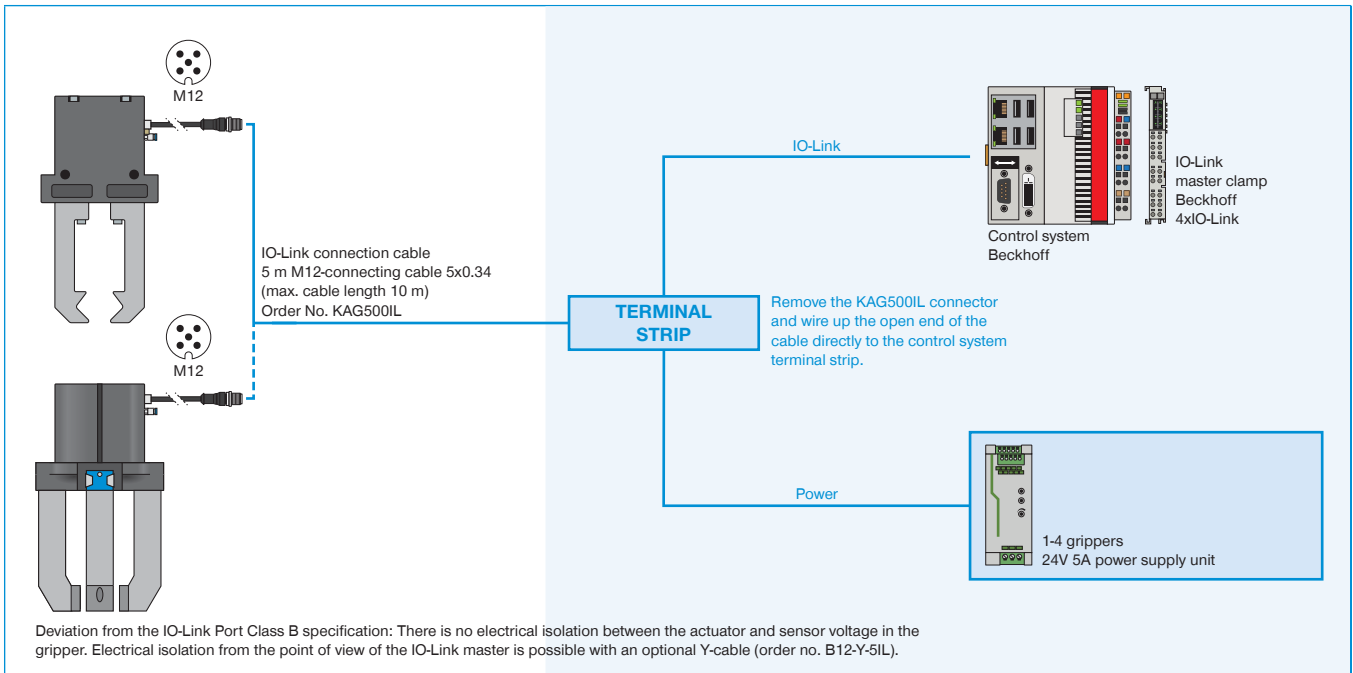
For defined position measurement of the gripper fingers

The centering sleeves are inserted into the fits of the gripper jaws to define the position of the gripper fingers. The centering sleeves are comparable to a pin connection.

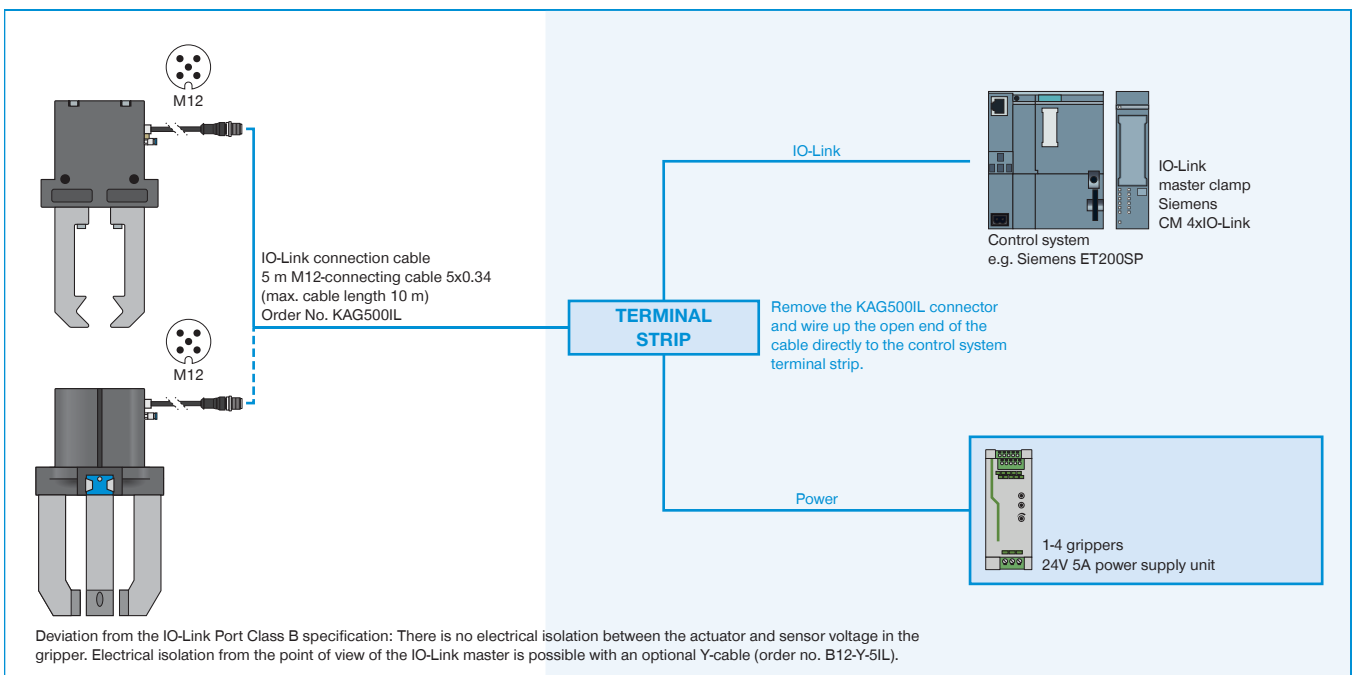
SECURED CONFIGURATION EXAMPLES

GPP5000IL / GPD5000IL SERIES

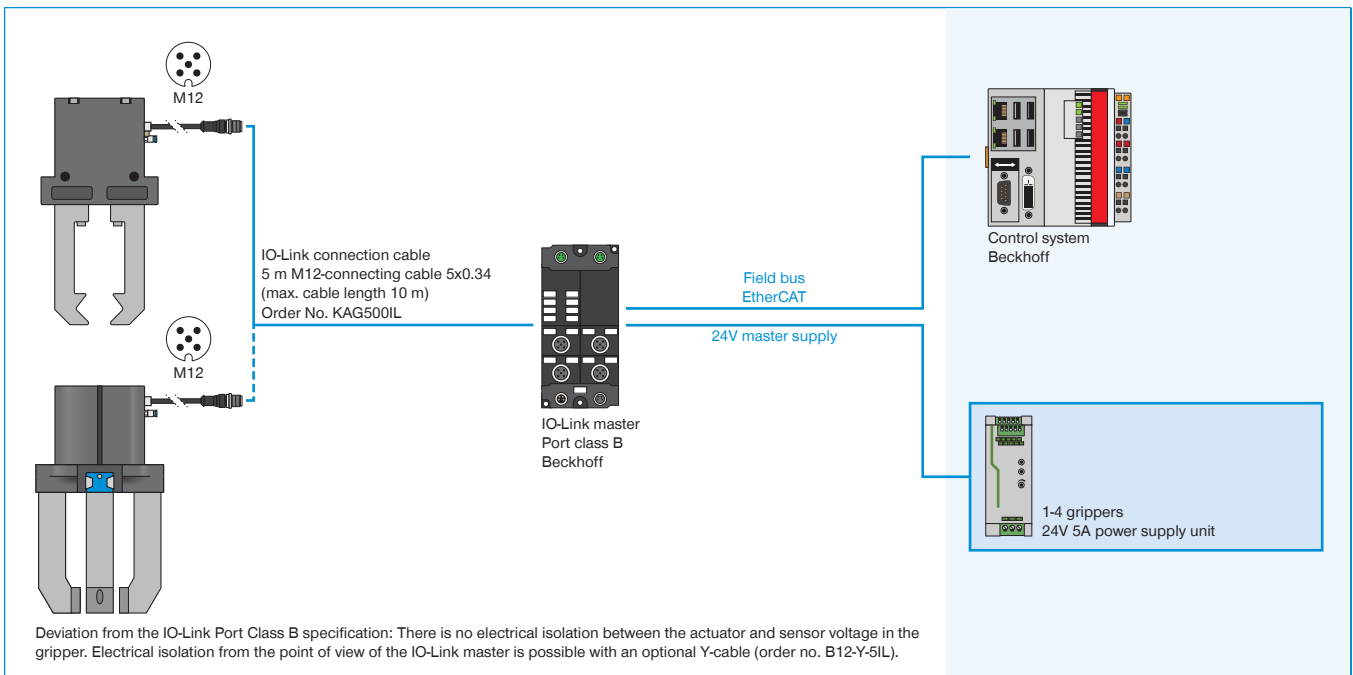
► GPP5000IL / GPD5000IL (IO-LINK) WIRING TO CONTROL CABINET (BECKHOFF)



► GPP5000IL / GPD5000IL (IO-LINK) WIRING TO CONTROL CABINET (SIEMENS)



► GPP5000IL / GPD5000IL (IO-LINK) WIRING TO IO-LINK MASTER IP67 (BECKHOFF)



► GPP5000IL / GPD5000IL (IO-LINK) WIRING TO IO-LINK MASTER IP67 (SIEMENS)

