

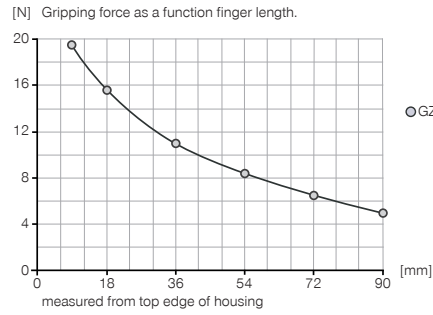
# 2-JAW ANGULAR GRIPPERS

## INSTALLATION SIZE GZ11-18E

### ▶ PRODUCT SPECIFICATIONS



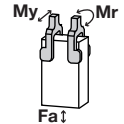
#### ▶ Gripping force diagram



○GZ11-18E →←

#### ▶ Forces and moments

Displays static forces and moments that can also have an effect, besides the gripping force.




Mr	0.5
My	0.5
Fa	30

### ▶ RECOMMENDED ACCESSORIES



Straight Fittings - Quick Connect Style

**GVM5**



Inductive proximity switch - Cable 5 m

**NJ3-E2**




Inductive Proximity Switch Cable 0,3 m - Connector M8

**NJ3-E2SK**



Mounting block

**KB3M**



Plug-in connector Straight Cable 5m - Socket M8 (female)

**KAG500**



Plug-in connector customizable Straight - Connector M8

**S8-G-3**

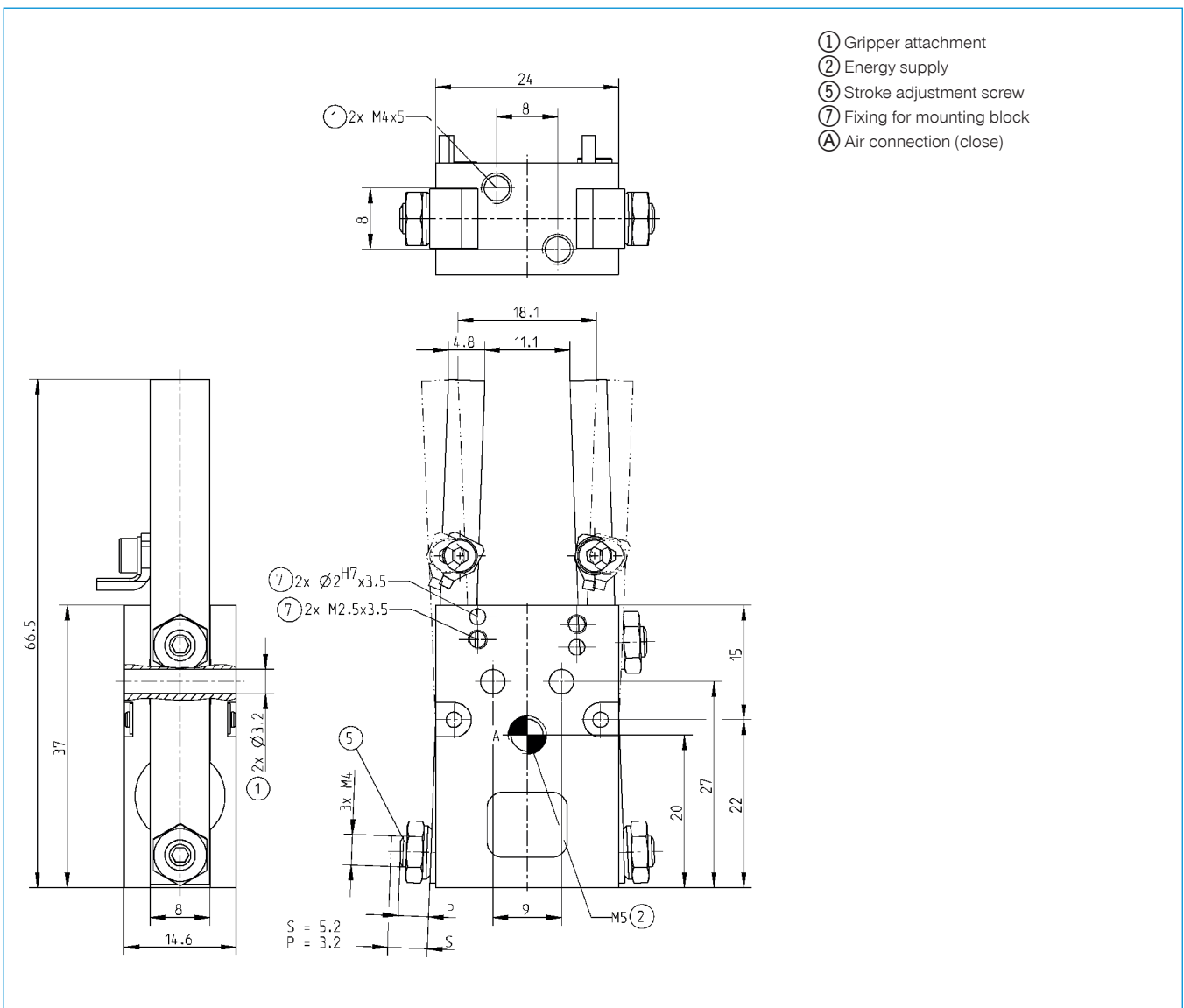


Plug-in connector customizable Straight - Connector M12

**S12-G-3**

► Technical Data*	
<b>Order no.</b>	<b>GZ11-18E</b>
Stroke per jaw [°]	4.5
Gripping moment in closing [Nm]	0.48
Gripping moment in opening [Nm]	-
Gripping force in closing [N]	19.2
Gripping force in opening [N]	-
Closing time [s]	0.2
Opening time [s]	0.2
Repetition accuracy +/- [mm]	0.1
Operating pressure min. [bar]	5
Operating pressure max. [bar]	8
Operating temperature min. [°C]	5
Operating temperature max. [°C]	80
Air volume per cycle [cm³]	1
Weight [kg]	0.063

\*All data measured at 6 bar



- ① Gripper attachment
- ② Energy supply
- ⑤ Stroke adjustment screw
- ⑦ Fixing for mounting block
- A Air connection (close)