

# CLAMPING ELEMENT | HYDRAULIC

## KWH2501AS1

### ▶ PRODUCT ADVANTAGES



#### ▶ broad range of products

For all common profile rail guides

#### ▶ Energize to close (NO)

Closing with pressure

#### ▶ extremely durable

10 million static clamping cycles

### ▶ TECHNICAL DETAILS



#### ① Profile rail guide

- Available for all common profile rail guides

#### ② Return spring

- Interlocked integration in the jaws

#### ③ Clamping jaw

- Pressed at the free surfaces of the profile rail guide

#### ④ Housing

#### ⑤ Membran

- For pressurization

#### ⑥ Scraper

- Can also be ordered as an option

### ▶ INFORMATION ON THE PRODUCTS

#### APPLICATION SCENARIOS

#### ▶ Machine table clamping of heavy cutting work centres

#### ▶ Clamping of heavy handling systems

#### FURTHER INFORMATION

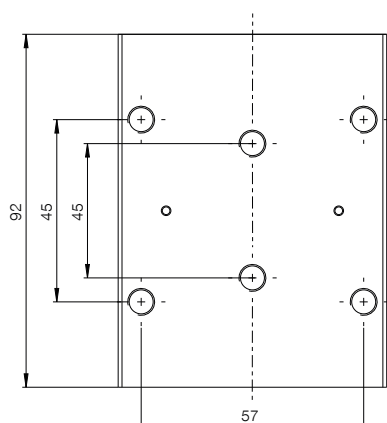
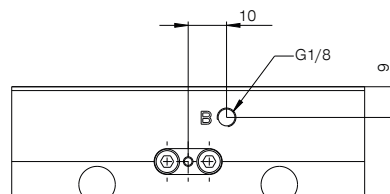
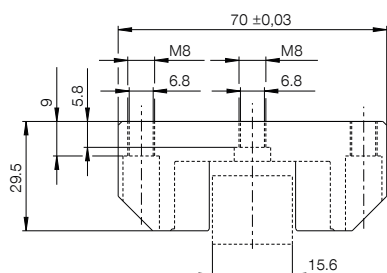
#### ▶ Spacer plate

In addition, a spacer plate might have to be ordered as height compensation, depending on the height of the rail carriage (dimension D).

#### ▶ Special variants on request, e.g.

With additional hydraulic connection (from above, from the front)

## ▶ TECHNICAL DRAWINGS



Ⓑ Connection closing (both sides possible, only one connection necessary)



## ▶ TECHNICAL DATA

Order no.	KWH2501AS1
Operation	hydraulic
Holding force [N]	2200
Theoretical holding force ( $\mu=0,1$ ) [N]	2,750
PLUS connection possible	No
Operating pressure [bar]	5 ... 110.0
Nominal operating pressure [bar]	100.0
B10d value	10,000,000
Positioning accuracy +/- [mm]	0,02
Opening time [s]	0.05
Closing time [s]	0.1
Operating temperature [°C]	-10 ... +70
Weight [kg]	1
Function	Clamping
Condition	NO (Normally Open) open without pressure
Installation direction	from the front
Displacement [cm <sup>3</sup> ]	1
Certifications	LABS / REACH / RoHS

Schematic drawing. General tolerances in accordance with DIN ISO 2768 T1-T2-H. Edges in accordance with ISO 13715. Stop face can be used on both sides. Center fixing holes must be used. Element offers no guiding properties. Guidance must be external. The holding force is the maximum force that can be applied in the axial direction. Each clamping and braking element is tested in a 100% inspection before delivery for the specified holding forces on a hardened steel rail with a lightly oiled lubricating layer (ISO-VG 68). The use of other lubricants or rail coatings can influence the coefficient of friction. The operating instructions must be observed before commissioning. We reserve the right to make technical changes in the course of further development. The latest and further data can be found online and in the operating instructions at [www.zimmer-group.com](http://www.zimmer-group.com).