


INTERNAL GRIPPER

SERIES LGG

▶ PRODUCT ADVANTAGES



▶ Surface protection with rubber knobs

Continuously protect the surface of your workpieces and minimise rejections in the process

▶ Secure hold

The coefficient of friction ensures your workpiece stays held reliably, even under high dynamics

▶ Direct drive

The control system with only one pneumatic line reduces installation effort and interference contours

▶ SERIES CHARACTERISTICS

Installation size

LGXX-XX



Maintenance free

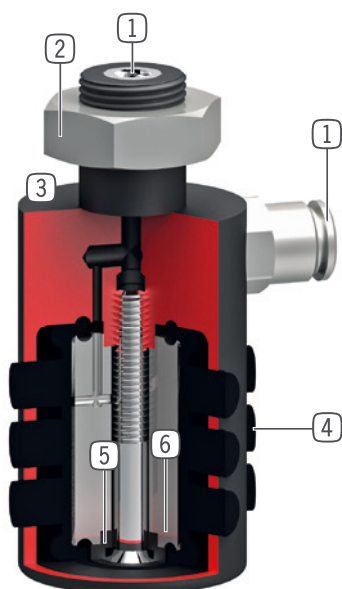


IP54





► BENEFITS IN DETAIL



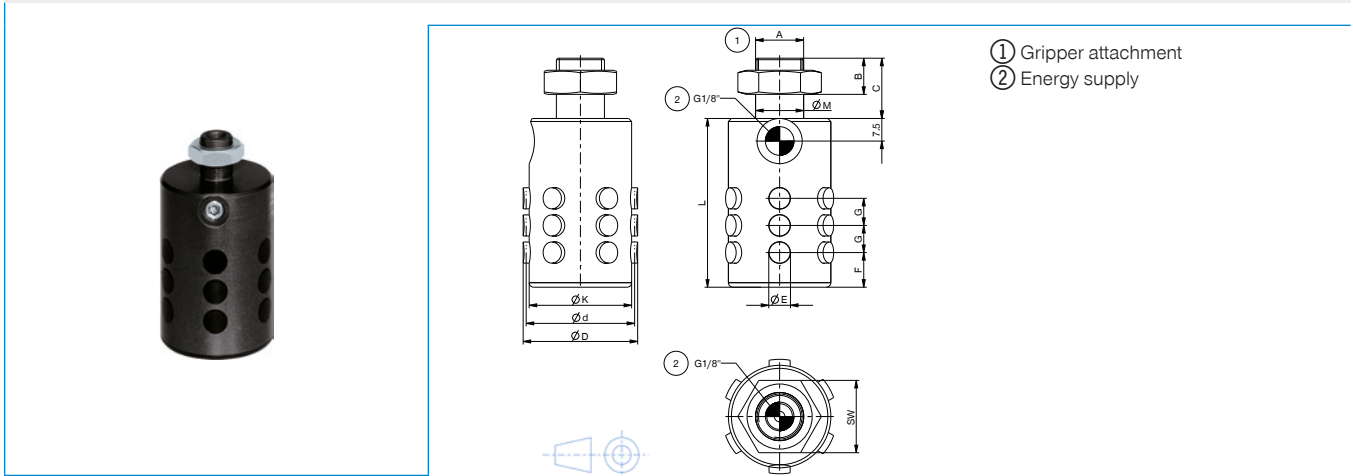
- 1 Energy supply**
 - axial
 - axial and radial from LG35-39
- 2 Fixing**
 - by fit, thread and locknut
- 3 Robust, lightweight housing**
 - Hard-coated aluminum alloy
 - no overstretching of the rubber membrane at empty stroke
- 4 Direct gripping with rubber knops**
 - high retention force due to good friction value, approx. 0.5 with rubber
- 5 Gripping with single-acting rubber membranes**
 - low actuate effort
 - reset when venting
 - adjustable force with operating pressure (2 - 6 bar)
- 6 Inner core**
 - saves air volume and cycle time (from LG35-39)

► TECHNICAL DATA

Installation size	Total stroke in Ø	Gripping force	Weight	IP class
	[mm]	[N]	[kg]	
LG15-18	2.5	100	0.035	IP54
LG18-22	4.0	100	0.037	IP54
LG22-26	4.0	150	0.055	IP54
LG26-30	4.0	150	0.074	IP54
LG30-35	5.0	200	0.091	IP54
LG35-39	4.5	300	0.15	IP54
LG40-45	6.5	400	0.18	IP54
LG46-51	6.0	500	0.27	IP54
LG51-56	7.0	750	0.47	IP54
LG56-62	7.5	900	0.41	IP54
LG63-70	8.0	1100	0.6	IP54
LG71-80	10.5	1500	0.8	IP54
LG76-84	8.5	1700	0.7	IP54
LG81-90	11.0	2000	0.91	IP54
LG91-100	10.0	2500	1.8	IP54
LG100-110	11.0	2800	1.6	IP54
LG110-120	11.0	3500	2	IP54
LG120-135	16.0	3500	2.3	IP54

INTERNAL GRIPPER SERIES LGG

▶ PRODUCT SPECIFICATIONS



▶ RECOMMENDED ACCESSORIES



ENERGY SUPPLY



GV1-8X8
Straight Fittings - Quick Connect Style



ENERGY SUPPLY



DEV08
Quick Exhaust Valve

Order no.	▶ Technical data									
	LG35-39	LG40-45	LG46-51	LG51-56	LG56-62	LG63-70	LG71-80	LG76-84	LG81-90	LG91-100
Total stroke in Ø [mm]	4.5	6.5	6.0	7.0	7.5	8.0	10.5	8.5	11.0	10.0
Clamping diameter d min. [mm]	34.5	39.5	45.5	50.5	55.5	62.5	70.5	75.5	80.5	90.5
Clamping diameter D max. [mm]	39.0	46.0	51.5	57.5	63.0	70.5	81.0	84.0	91.5	100.5
Gripping force in extraction [N]	300	400	500	750	900	1100	1500	1700	2000	2500
Retract time / Extend time [s]	0.2	0.3	0.3	0.3	0.3	0.3	0.3	0.3	0.4	0.4
Repetition accuracy +/- [mm]	0.05	0.05	0.05	0.05	0.05	0.05	0.05	0.05	0.05	0.05
Operating pressure min. [bar]	2	2	2	2	2	2	2	2	2	2
Operating pressure max. [bar]	6	6	6	6	6	6	6	6	6	6
Nominal operating pressure [bar]	6	6	6	6	6	6	6	6	6	6
Operating temperature min. [°C]	5	5	5	5	5	5	5	5	5	5
Operating temperature max. [°C]	+80	+80	+80	+80	+80	+80	+80	+80	+80	+80
Air volume per cycle [cm³]	5	8	13	17	25	33	42	53	67	117
Protection to IEC 60529	IP54	IP54	IP54	IP54	IP54	IP54	IP54	IP54	IP54	IP54
Weight [kg]	0.15	0.18	0.27	0.47	0.41	0.6	0.8	0.7	0.91	1.8
A	M16X1	M16X1	M16X1	M16X1	M16X1	M20X1.5	M20X1.5	M20X1.5	M20X1.5	M20X1.5
C [mm]	20	20	20	20	20	25	25	25	25	25
E Ø [mm]	7	8	9	10	11	12.5	15	15.5	16	18
F [mm]	11.5	14	15.5	17	19	21.5	21.5	22.7	24.5	26.5
G [mm]	9	11	12	13	14.5	15.5	18	19	20	22.5
K Ø [mm]	34	39	45	50	50	62	70	75	80	90
L [mm]	56	62	68	74	80	86	92	96	100	110
M Ø [mm]	16h7	16h7	16h7	16h7	16h7	20h7	20h7	20h7	20h7	20h7