

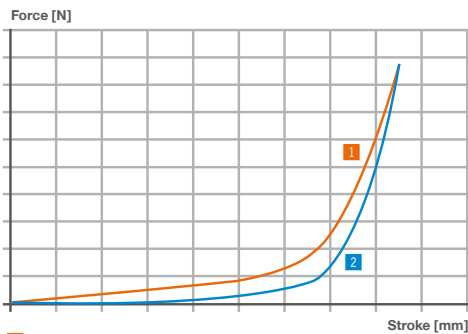
PROFILE DAMPERS BASICSTOP SERIES AXIAL ADVANCED

▶ PRODUCT SPECIFICATIONS



- ▶ **Design** Axial
- ▶ **Shore hardness, hard** 55D
- ▶ **Shore hardness, medium** 40D
- ▶ **Damping proportion Hard** up to 65 %
- ▶ **Damping proportion Medium** up to 65 %
- ▶ **Impact speed** 0,1 ... 5,0 [m/s]
- ▶ **Permitted temperature range** -50 ... +90 [°C]
- ▶ **Angle of Impact max.** 15 [°]
- ▶ **Certifications** LABS / REACH / RoHS

▶ TECHNICAL DATA



- 1 Compression
- 2 Release

▶ Installation instructions

Order No.

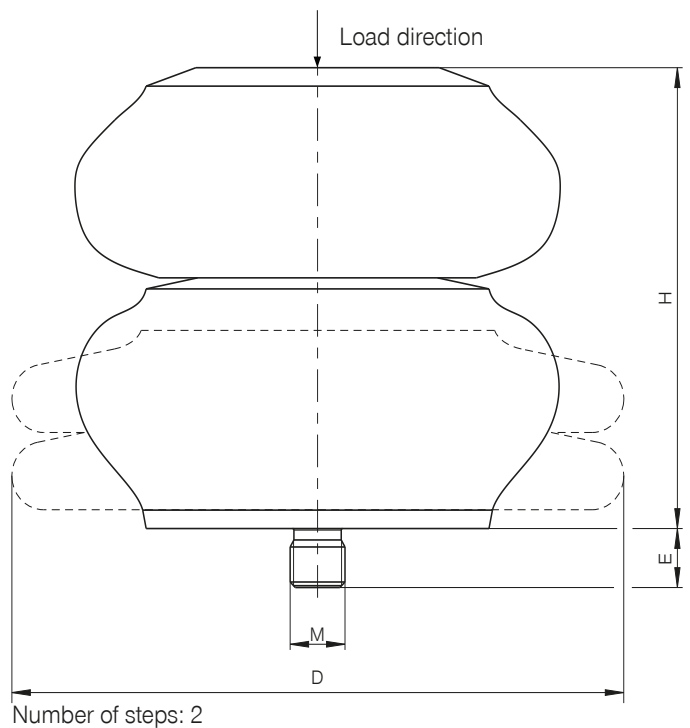
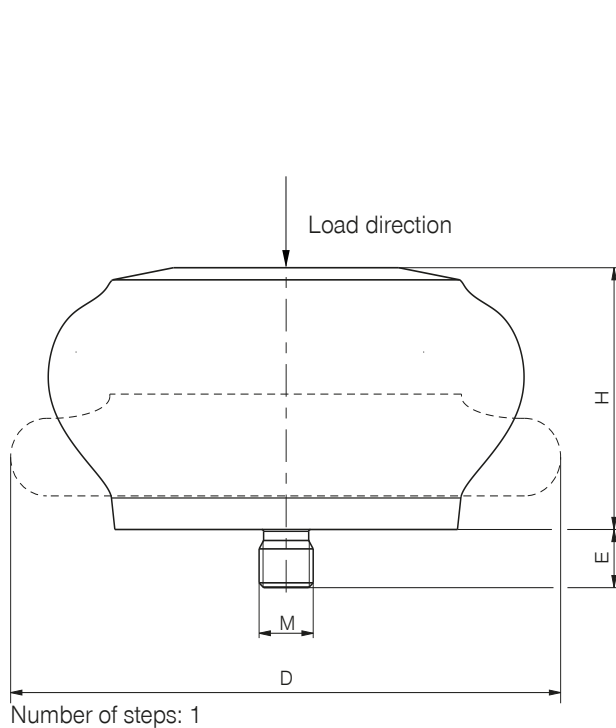
TPC-M12-A

TPC-M16-A

TPC-M20-A

Thread	Wrench size [mm]	Tightening torque [Nm]	Weight [g]
M12	10	40	29
M16	14	100	94
M20	14	185	190

The profile dampers must completely contact the underside.
The screws are included in the scope of delivery of the respective BasicStop structural damper. These can also be ordered individually.



TECHNICAL DATA

► Axial Advanced

	Order No.	Energy absorption max.			Stroke max.	Height H	Diameter D			Number of steps	Max. screw-in depth E	Thread	Weight (incl. screw)
		Continuous operation		Emergency stop operation			Stroke=0	Stroke=0	Stroke=max.				
		per stroke	per hour										
		[J]	[J/h]	[J]			[mm]	[mm]	[mm]				
MEDIUM / HARD	TPC-AA79X64M	450	13,500	630	62	79	64	89	2	12	M12	177	
	TPC-AA96X74M	980	29,400	1372	75	96	74	114	2	12	M12	241	
	TPC-AA57X88M	1210	36,300	1695	40	57	88	133	1	12	M12	285	
	TPC-AA68X88H	1640	49,200	2295	49	68	88	124	1	12	M12	286	
	TPC-AA84X100M	1785	53,550	2500	59	84	100	149	1	12	M12	515	
	TPC-AA53X108H	1900	57,000	2660	30	53	108	133	1	12	M12	394	
	TPC-AA94X85M	1940	58,200	2715	74	94	85	127	2	12	M12	325	
	TPC-AA98X102H	1970	59,100	2760	63	98	102	140	1	16	M16	645	
	TPC-AA129X116M	3710	111,300	5195	97	129	116	187	1	16	M16	1062	
	TPC-AA106X136H	4250	127,500	5950	65	106	136	178	1	16	M16	1195	
	TPC-AA114X137M	6350	190,500	8890	89	114	137	216	1	16	M16	1129	
	TPC-AA224X152M	7260	217,800	10165 *	176	224	152	241	2	20	M20	2370	
	TPC-AA186X140M	7310	219,300	10230 *	144	186	140	214	2	16	M16	1596	
	TPC-AA118X146H	8330	249,900	11660 *	67	118	146	191	2	16	M16	1535	
	TPC-AA241X149M	8860	265,800	12400 *	178	241	149	224	2	20	M20	2589	
TPC-AA166X168M	10100	303,000	14140 *	124	166	168	260	1	16	M16	2297		
TPC-AA252X177M	12725	381,750	17810 *	198	252	177	279	2	20	M20	3161		

* Limit angle of impact in emergency stop operation to 2°