


# SEPARATORS

## SERIES VEG

### ▶ PRODUCT ADVANTAGES



#### ▶ **Hardened stainless steel guide**

This guide is robust, reliable and durable: Exactly what you need for your application!

#### ▶ **Decide for yourself!**

Sensing via magnetic field sensors or inductive proximity switches: Unlike the benchmark, you are free to choose!

#### ▶ **Failure-free continuous operation**

Our uncompromising “Made in Germany” quality guarantees up to 10 million maintenance-free cycles

### ▶ SERIES CHARACTERISTICS

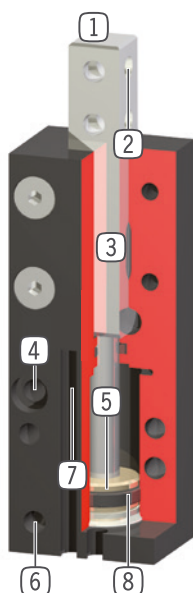
#### Installation size

#### VEGXX

 <b>10 million maintenance-free cycles (max.)</b>	●
 <b>Inductive sensor</b>	●
 <b>Magnetic field sensor</b>	●
 <b>IP40</b>	●



## ► BENEFITS IN DETAIL



- ① **Tapped rod**
  - hardened steel
- ② **Mounting**
  - individual separator finger mounting
- ③ **Square guide**
  - rugged, high forces and moments capacity
- ④ **Mounting and positioning**
  - mounting possible from several sides for versatile positioning
- ⑤ **Drive**
  - double-acting pneumatic cylinder
- ⑥ **Energy supply**
- ⑦ **Sensing**
  - groove for positioning of the magnetic field sensor
- ⑧ **Permanent magnet**
  - installed in piston area

## ► TECHNICAL DATA

Installation size	Stroke [mm]	Force in retract [N]	Force in extend [N]	Weight [kg]	IP class
VEG10	10	30	40	0.076	IP40
VEG14	20	65	80	0.14	IP40
VEG15	40	65	80	0.23	IP40
VEG22	30	170	220	0.5	IP40
VEG23	60	170	220	0.82	IP40

## ► FURTHER INFORMATION IS AVAILABLE ONLINE



All information just a click away at: [www.zimmer-group.com](http://www.zimmer-group.com). Find data, illustrations, 3D models and operating instructions for your installation size using the order number for your desired product. Quick, clear and always up-to-date.

# SEPARATORS

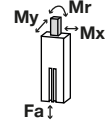
## INSTALLATION SIZE VEG22

### ▶ PRODUCT SPECIFICATIONS



#### ▶ Forces and moments

Shows static forces and torques that may be present on the plunger



Mr [Nm]	9
Mx [Nm]	9
My [Nm]	9
Fa [N]	180

### ▶ RECOMMENDED ACCESSORIES



#### ENERGY SUPPLY



**GVM5**  
Straight Fittings - Quick Connect Style



**WVM5**  
Angled Fittings - Quick Connect Style



#### SENSORS



**KB8-20**  
Mounting block



**NJ8-E2**  
Inductive proximity switch - Cable 5 m



**NJ8-E2S**  
Inductive proximity switch - Connector M8



**MFS01-K-KHC-P1-PNP**  
Magnetic field sensor angled, cable 5 m



#### SENSORS



**MFS01-S-KHC-P1-PNP**  
Magnetic field sensor angled, cable 0.3 m - M8 connector



**MFS02-K-KHC-P1-PNP**  
Magnetic field sensor straight, cable 5 m



**MFS02-S-KHC-P1-PNP**  
Magnetic field sensor straight, cable 0.3 m - M8 connector



#### CONNECTIONS / OTHER



**KAG500**  
Plug-in connector Straight Cable 5m - Socket M8 (female)



**KAW500**  
Plug-in connector Angled Cable 5m - Socket M8 (female)

► **Technical data**

Order no.	VEG22-B
Stroke per tapped rod [mm]	30
Force in extend [N]	220
Force in retract [N]	170
Cycle count [s]	0.08
Repetition accuracy +/- [mm]	0.05
Operating pressure min. [bar]	3
Operating pressure max. [bar]	8
Nominal operating pressure [bar]	6
Operating temperature min. [°C]	5
Operating temperature max. [°C]	+80
Air volume per cycle [cm³]	20
Weight [kg]	0.5

